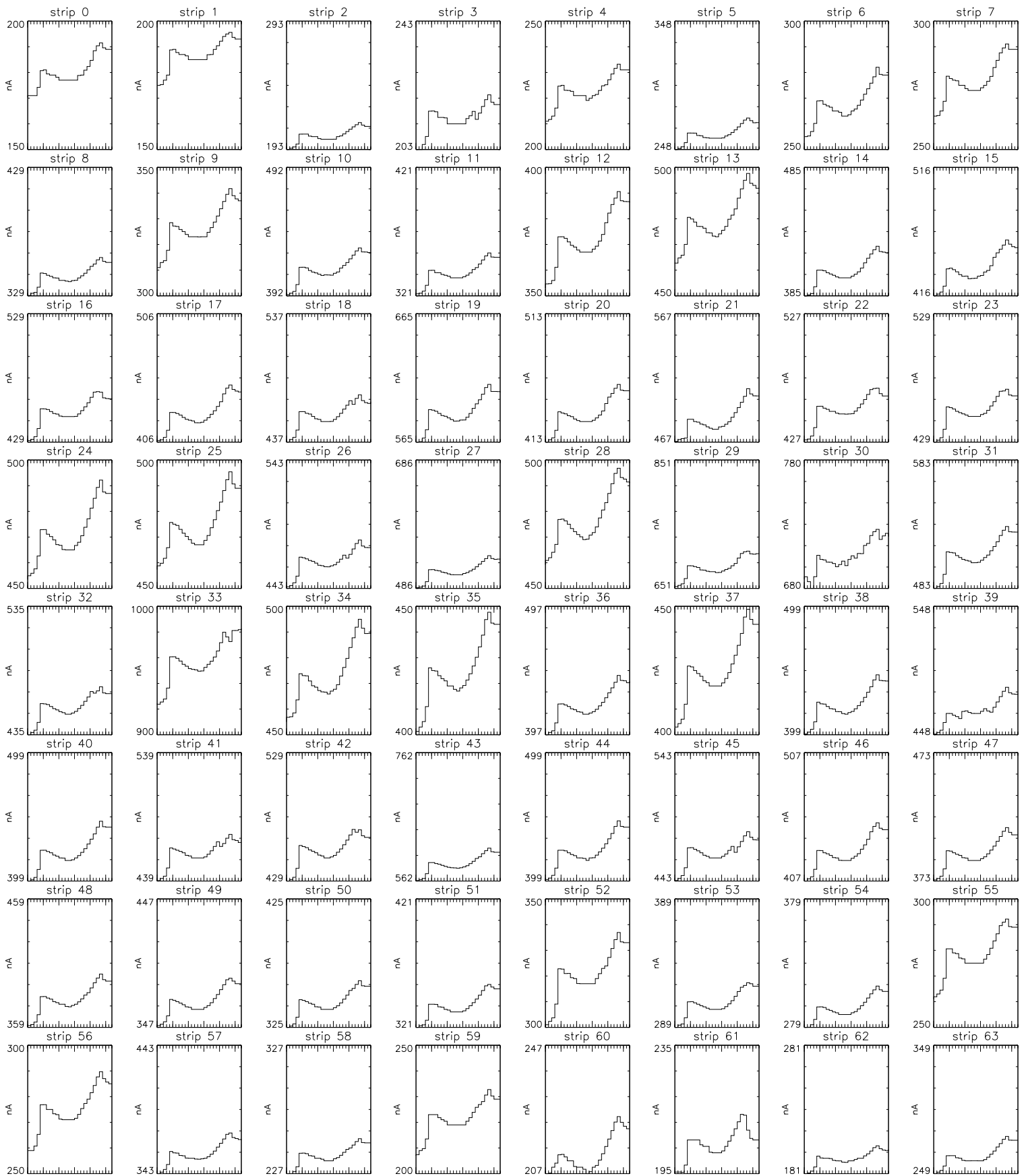



Bartels Rotation 2403 – Daily Averages
 Leakage Current – M1A – Ground Side
 (01-Sep-2009 thru 27-Sep-2009) (244/2009 thru 270/2009)




time (01-Sep-2009 to 28-Sep-2009)

Bartels Rotation 2403 – Daily Averages
 Leakage Current – M1A – High Voltage Side
 (01-Sep-2009 thru 27-Sep-2009) (244/2009 thru 270/2009)




time (01-Sep-2009 to 28-Sep-2009)

Bartels Rotation 2403 – Daily Averages
Leakage Current – M2A – Ground Side
(01-Sep-2009 thru 27-Sep-2009) (244/2009 thru 270/2009)




time (01-Sep-2009 to 28-Sep-2009)

Bartels Rotation 2403 – Daily Averages
 Leakage Current – M2A – High Voltage Side
 (01-Sep-2009 thru 27-Sep-2009) (244/2009 thru 270/2009)



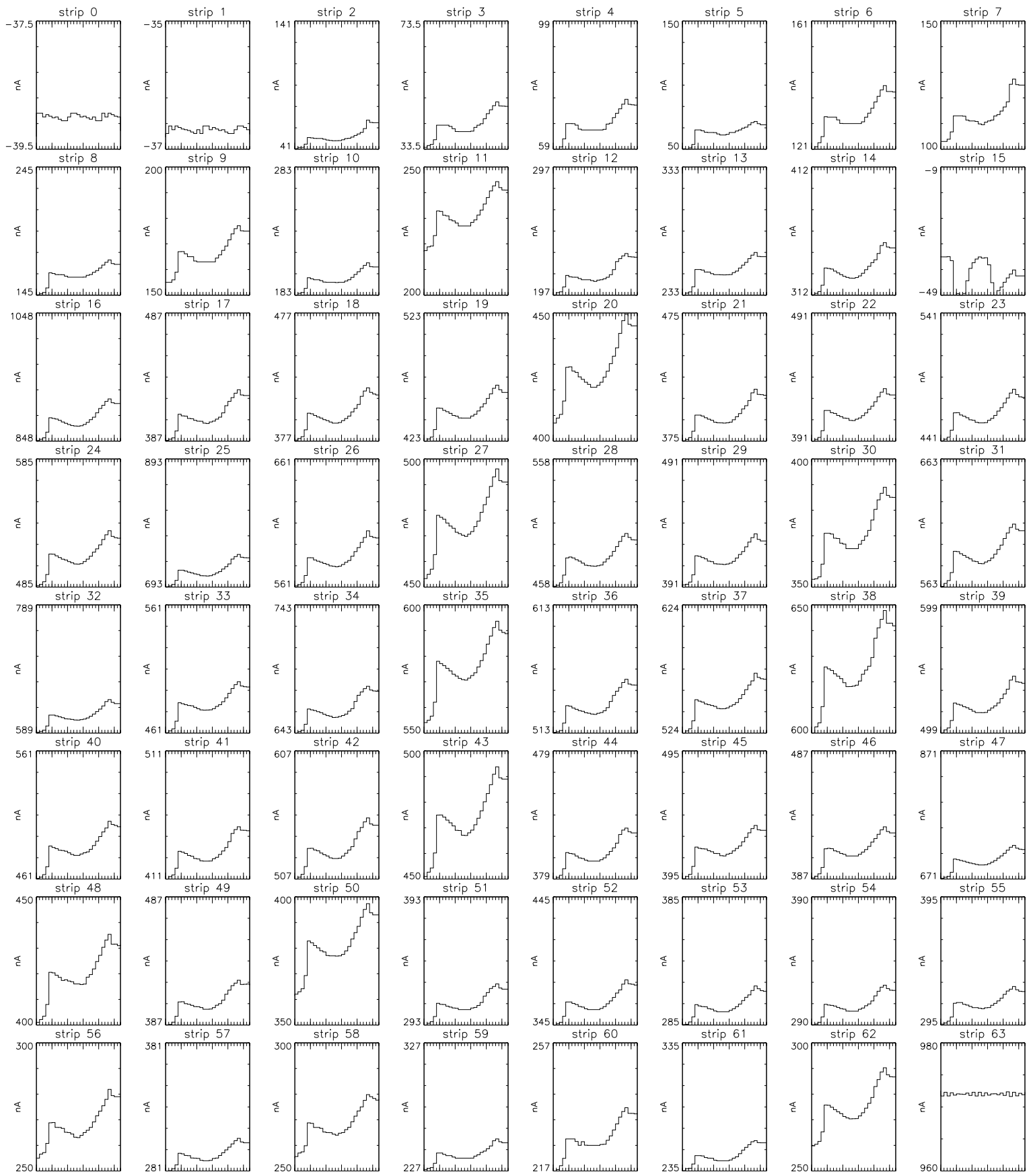
time (01-Sep-2009 to 28-Sep-2009)

Bartels Rotation 2403 – Daily Averages
 Leakage Current – M1B – Ground Side
 (01-Sep-2009 thru 27-Sep-2009) (244/2009 thru 270/2009)




time (01-Sep-2009 to 28-Sep-2009)

Bartels Rotation 2403 – Daily Averages
Leakage Current – M1B – High Voltage Side
(01-Sep-2009 thru 27-Sep-2009) (244/2009 thru 270/2009)



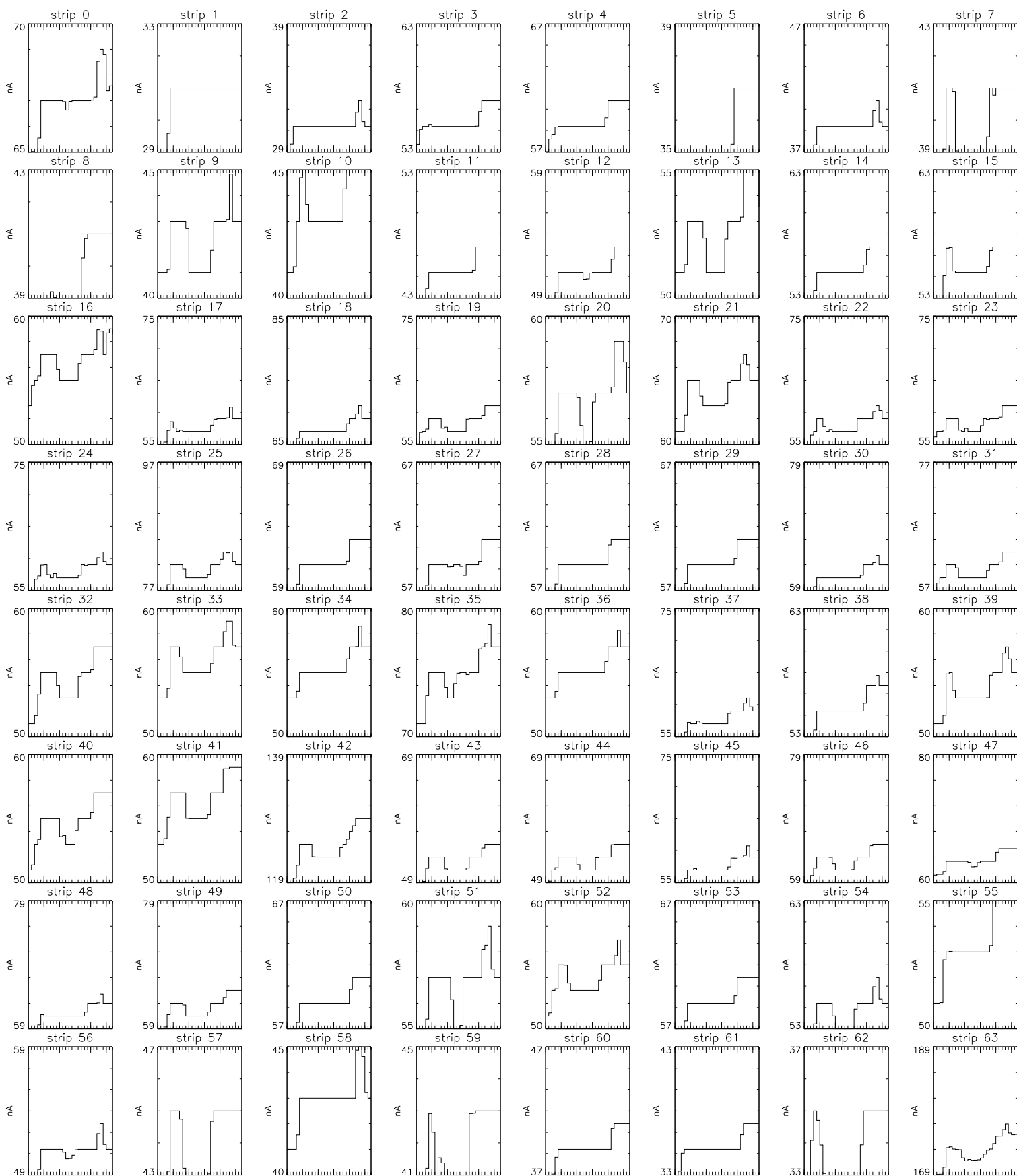
time (01-Sep-2009 to 28-Sep-2009)

Bartels Rotation 2403 – Daily Averages
 Leakage Current – M2B – Ground Side
 (01-Sep-2009 thru 27-Sep-2009) (244/2009 thru 270/2009)



time (01-Sep-2009 to 28-Sep-2009)

Bartels Rotation 2403 – Daily Averages
 Leakage Current – M2B – High Voltage Side
 (01-Sep-2009 thru 27-Sep-2009) (244/2009 thru 270/2009)



time (01-Sep-2009 to 28-Sep-2009)