



Bartels Rotation 2409 – Daily Averages
Leakage Current – M1A – Ground Side
(10-Feb-2010 thru 08-Mar-2010) (041/2010 thru 067/2010)




11 16 21 26 Mar 1 6
time (10-Feb-2010 to 09-Mar-2010)

Bartels Rotation 2409 – Daily Averages
Leakage Current – M1A – High Voltage Side
(10-Feb-2010 thru 08-Mar-2010) (041/2010 thru 067/2010)




11 16 21 26 Mar 1 6
time (10-Feb-2010 to 09-Mar-2010)

Bartels Rotation 2409 – Daily Averages
Leakage Current – M2A – Ground Side
(10-Feb-2010 thru 08-Mar-2010) (041/2010 thru 067/2010)




11 16 21 26 Mar 1 6
time (10-Feb-2010 to 09-Mar-2010)

Bartels Rotation 2409 – Daily Averages
Leakage Current – M2A – High Voltage Side
(10-Feb-2010 thru 08-Mar-2010) (041/2010 thru 067/2010)




11 16 21 26 Mar 1 6
time (10-Feb-2010 to 09-Mar-2010)

Bartels Rotation 2409 – Daily Averages
Leakage Current – M1B – Ground Side
(10-Feb-2010 thru 08-Mar-2010) (041/2010 thru 067/2010)




11 16 21 26 Mar 1 6
time (10-Feb-2010 to 09-Mar-2010)

Bartels Rotation 2409 – Daily Averages
Leakage Current – M1B – High Voltage Side
(10-Feb-2010 thru 08-Mar-2010) (041/2010 thru 067/2010)




11 16 21 26 Mar 1 6
time (10-Feb-2010 to 09-Mar-2010)

Bartels Rotation 2409 – Daily Averages
Leakage Current – M2B – Ground Side
(10-Feb-2010 thru 08-Mar-2010) (041/2010 thru 067/2010)



11 16 21 26 Mar 1 6
time (10-Feb-2010 to 09-Mar-2010)

Bartels Rotation 2409 – Daily Averages
Leakage Current – M2B – High Voltage Side
(10-Feb-2010 thru 08-Mar-2010) (041/2010 thru 067/2010)



11 16 21 26 Mar 1 6
time (10-Feb-2010 to 09-Mar-2010)