




Bartels Rotation 2397–2410 – Daily Averages
 Leakage Current – M1A – Ground Side
 (23–Mar–2009 thru 04–Apr–2010) (082/2009 thru 094/2010)



Bartels Rotation 2397–2410 – Daily Averages
 Leakage Current – M1A – High Voltage Side
 (23–Mar–2009 thru 04–Apr–2010) (082/2009 thru 094/2010)




Bartels Rotation 2397–2410 – Daily Averages
 Leakage Current – M2A – Ground Side
 (23–Mar–2009 thru 04–Apr–2010) (082/2009 thru 094/2010)




Apr Jul Oct Jan Apr
 time (23–Mar–2009 to 05–Apr–2010)

Bartels Rotation 2397-2410 – Daily Averages
 Leakage Current – M2A – High Voltage Side
 (23-Mar-2009 thru 04-Apr-2010) (082/2009 thru 094/2010)




Apr Jul Oct Jan Apr
 time (23-Mar-2009 to 05-Apr-2010)

Bartels Rotation 2397–2410 – Daily Averages
 Leakage Current – M1B – Ground Side
 (23–Mar–2009 thru 04–Apr–2010) (082/2009 thru 094/2010)




Apr Jul Oct Jan Apr
 time (23–Mar–2009 to 05–Apr–2010)

Bartels Rotation 2397–2410 – Daily Averages
 Leakage Current – M1B – High Voltage Side
 (23–Mar–2009 thru 04–Apr–2010) (082/2009 thru 094/2010)



Apr Jul Oct Jan Apr
 time (23–Mar–2009 to 05–Apr–2010)

Bartels Rotation 2397–2410 – Daily Averages
 Leakage Current – M2B – Ground Side
 (23-Mar-2009 thru 04-Apr-2010) (082/2009 thru 094/2010)



Bartels Rotation 2397–2410 – Daily Averages
 Leakage Current – M2B – High Voltage Side
 (23–Mar–2009 thru 04–Apr–2010) (082/2009 thru 094/2010)

