




Bartels Rotation 2412 – Daily Averages
Leakage Current – M1A – Ground Side
(02-May-2010 thru 28-May-2010) (122/2010 thru 148/2010)




Bartels Rotation 2412 – Daily Averages
Leakage Current – M1A – High Voltage Side
(02-May-2010 thru 28-May-2010) (122/2010 thru 148/2010)




Bartels Rotation 2412 – Daily Averages
Leakage Current – M2A – Ground Side
(02-May-2010 thru 28-May-2010) (122/2010 thru 148/2010)




Bartels Rotation 2412 – Daily Averages
Leakage Current – M2A – High Voltage Side
(02-May-2010 thru 28-May-2010) (122/2010 thru 148/2010)




Bartels Rotation 2412 – Daily Averages
Leakage Current – M1B – Ground Side
(02-May-2010 thru 28-May-2010) (122/2010 thru 148/2010)



Bartels Rotation 2412 – Daily Averages
Leakage Current – M1B – High Voltage Side
(02-May-2010 thru 28-May-2010) (122/2010 thru 148/2010)



Bartels Rotation 2412 – Daily Averages
Leakage Current – M2B – Ground Side
(02-May-2010 thru 28-May-2010) (122/2010 thru 148/2010)



Bartels Rotation 2412 – Daily Averages
Leakage Current – M2B – High Voltage Side
(02-May-2010 thru 28-May-2010) (122/2010 thru 148/2010)

