



Bartels Rotation 2412 – Daily Averages  
Leakage Current – M1A – Ground Side  
(02-May-2010 thru 28-May-2010) (122/2010 thru 148/2010)




6 11 16 21 26  
time (02-May-2010 to 29-May-2010)

Bartels Rotation 2412 – Daily Averages  
 Leakage Current – M1A – High Voltage Side  
 (02-May-2010 thru 28-May-2010) (122/2010 thru 148/2010)




6 11 16 21 26  
 time (02-May-2010 to 29-May-2010)

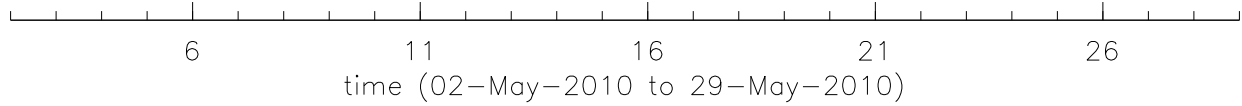

Bartels Rotation 2412 – Daily Averages  
 Leakage Current – M2A – Ground Side  
 (02-May-2010 thru 28-May-2010) (122/2010 thru 148/2010)




Bartels Rotation 2412 – Daily Averages  
 Leakage Current – M2A – High Voltage Side  
 (02-May-2010 thru 28-May-2010) (122/2010 thru 148/2010)



Bartels Rotation 2412 – Daily Averages  
 Leakage Current – M1B – Ground Side  
 (02-May-2010 thru 28-May-2010) (122/2010 thru 148/2010)




Bartels Rotation 2412 – Daily Averages  
Leakage Current – M1B – High Voltage Side  
(02-May-2010 thru 28-May-2010) (122/2010 thru 148/2010)



6 11 16 21 26 29  
time (02-May-2010 to 29-May-2010)

Bartels Rotation 2412 – Daily Averages  
 Leakage Current – M2B – Ground Side  
 (02–May–2010 thru 28–May–2010) (122/2010 thru 148/2010)



Bartels Rotation 2412 – Daily Averages  
 Leakage Current – M2B – High Voltage Side  
 (02-May-2010 thru 28-May-2010) (122/2010 thru 148/2010)

