



Bartels Rotation 2413 – Daily Averages
Leakage Current – M1A – Ground Side
(29-May-2010 thru 24-Jun-2010) (149/2010 thru 175/2010)




Jun 1 6 11 16 21
time (29-May-2010 to 25-Jun-2010)

Bartels Rotation 2413 – Daily Averages
Leakage Current – M1A – High Voltage Side
(29-May-2010 thru 24-Jun-2010) (149/2010 thru 175/2010)




Jun 1 6 11 16 21
time (29-May-2010 to 25-Jun-2010)

Bartels Rotation 2413 – Daily Averages
Leakage Current – M2A – Ground Side
(29-May-2010 thru 24-Jun-2010) (149/2010 thru 175/2010)




Jun 1 6 11 16 21
time (29-May-2010 to 25-Jun-2010)

Bartels Rotation 2413 – Daily Averages
Leakage Current – M2A – High Voltage Side
(29-May-2010 thru 24-Jun-2010) (149/2010 thru 175/2010)




Jun 1 6 11 16 21
time (29-May-2010 to 25-Jun-2010)

Bartels Rotation 2413 – Daily Averages
Leakage Current – M1B – Ground Side
(29-May-2010 thru 24-Jun-2010) (149/2010 thru 175/2010)




Jun 1 6 11 16 21
time (29-May-2010 to 25-Jun-2010)

Bartels Rotation 2413 – Daily Averages
Leakage Current – M1B – High Voltage Side
(29-May-2010 thru 24-Jun-2010) (149/2010 thru 175/2010)




Jun 1 6 11 16 21
time (29-May-2010 to 25-Jun-2010)

Bartels Rotation 2413 – Daily Averages
Leakage Current – M2B – Ground Side
(29-May-2010 thru 24-Jun-2010) (149/2010 thru 175/2010)



Jun 1 6 11 16 21
time (29-May-2010 to 25-Jun-2010)

Bartels Rotation 2413 – Daily Averages
Leakage Current – M2B – High Voltage Side
(29-May-2010 thru 24-Jun-2010) (149/2010 thru 175/2010)



Jun 1 6 11 16 21 23
time (29-May-2010 to 25-Jun-2010)