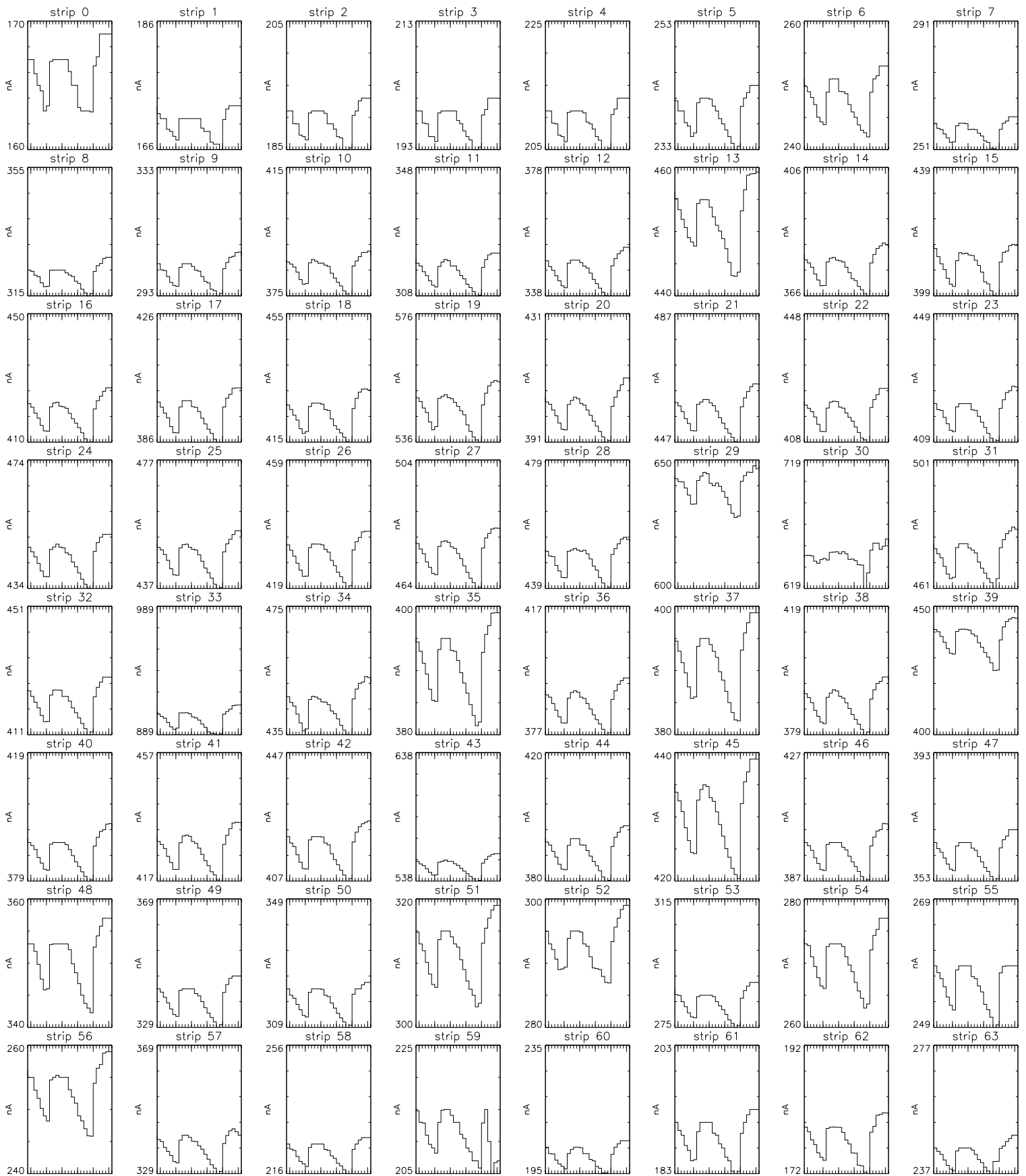



Bartels Rotation 2414 – Daily Averages  
Leakage Current – M1A – Ground Side  
(25-Jun-2010 thru 21-Jul-2010) (176/2010 thru 202/2010)




26 Jul 1 6 11 16 21  
time (25-Jun-2010 to 22-Jul-2010)

Bartels Rotation 2414 – Daily Averages  
 Leakage Current – M1A – High Voltage Side  
 (25-Jun-2010 thru 21-Jul-2010) (176/2010 thru 202/2010)




26 Jul 1 6 11 16 21  
 time (25-Jun-2010 to 22-Jul-2010)

Bartels Rotation 2414 – Daily Averages  
 Leakage Current – M2A – Ground Side  
 (25-Jun-2010 thru 21-Jul-2010) (176/2010 thru 202/2010)

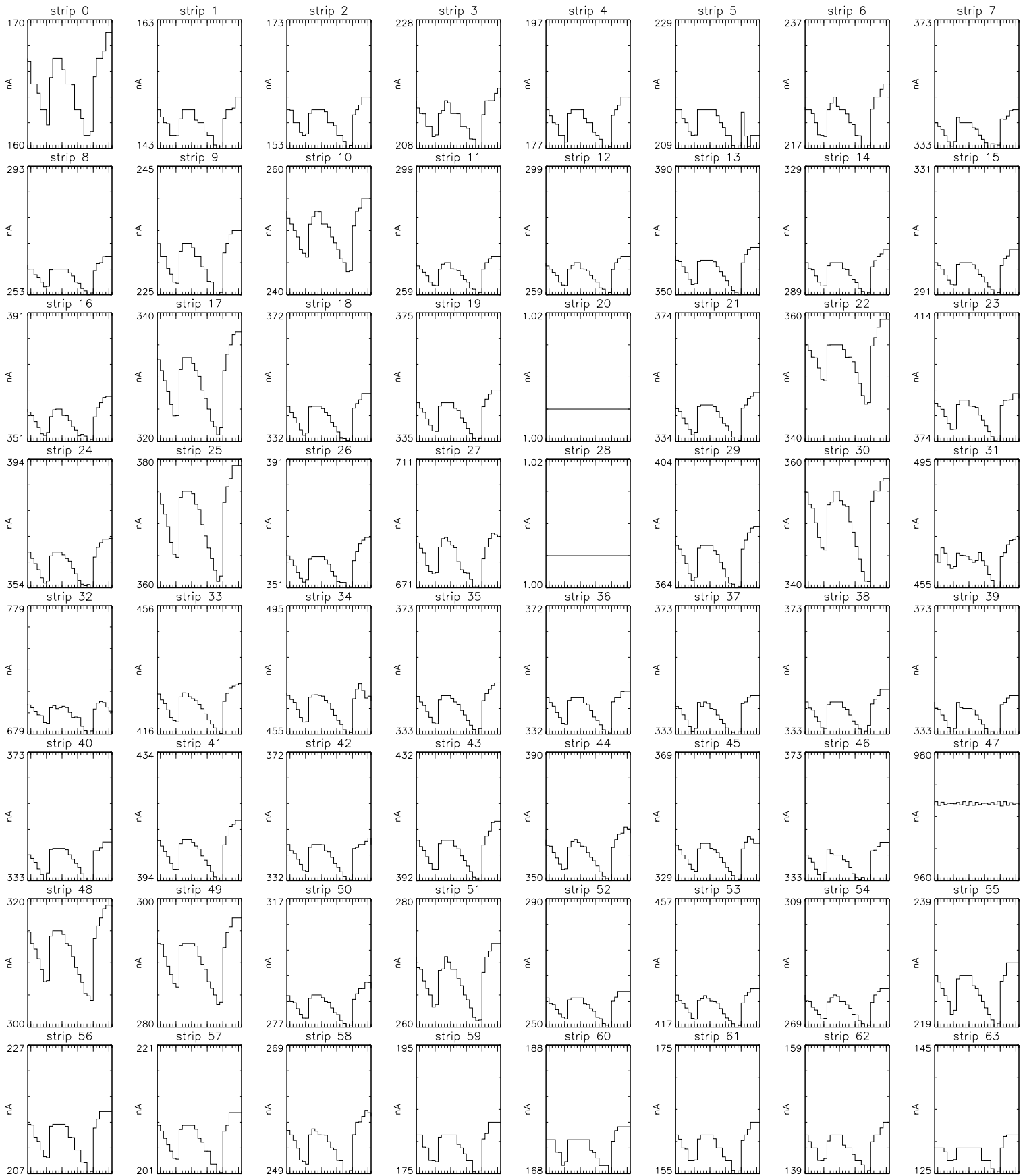


26 Jul 1 6 11 16 21  
 time (25-Jun-2010 to 22-Jul-2010)

Bartels Rotation 2414 – Daily Averages  
 Leakage Current – M2A – High Voltage Side  
 (25-Jun-2010 thru 21-Jul-2010) (176/2010 thru 202/2010)

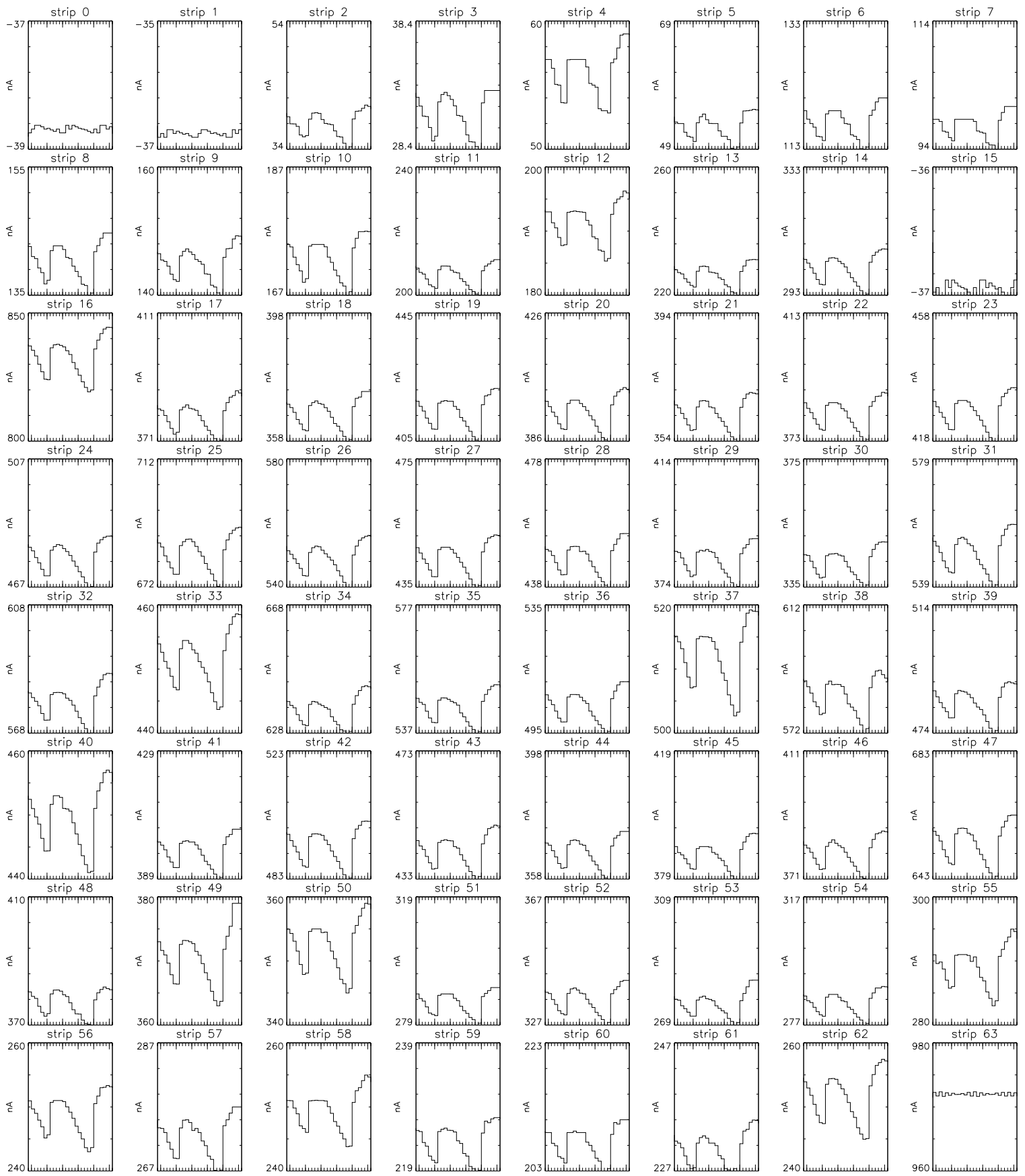


Bartels Rotation 2414 – Daily Averages  
Leakage Current – M1B – Ground Side  
(25-Jun-2010 thru 21-Jul-2010) (176/2010 thru 202/2010)

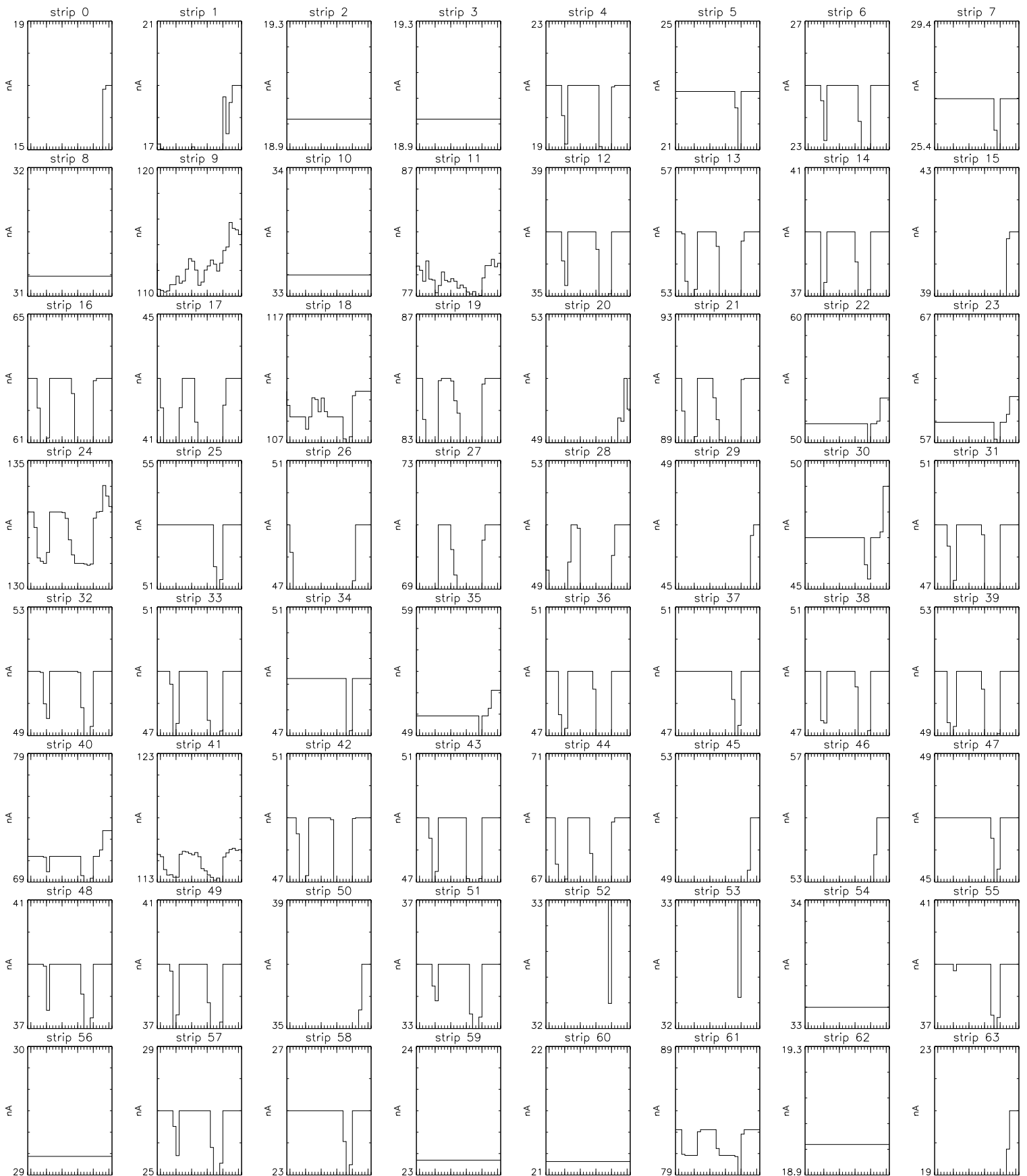


26 Jul 1 6 11 16 21 28  
time (25-Jun-2010 to 22-Jul-2010)

Bartels Rotation 2414 – Daily Averages  
 Leakage Current – M1B – High Voltage Side  
 (25-Jun-2010 thru 21-Jul-2010) (176/2010 thru 202/2010)




Bartels Rotation 2414 – Daily Averages  
Leakage Current – M2B – Ground Side  
(25-Jun-2010 thru 21-Jul-2010) (176/2010 thru 202/2010)



26 Jul 1 6 11 16 21  
time (25-Jun-2010 to 22-Jul-2010)

Bartels Rotation 2414 – Daily Averages  
Leakage Current – M2B – High Voltage Side  
(25-Jun-2010 thru 21-Jul-2010) (176/2010 thru 202/2010)



26 Jul 1 6 11 16 21  
time (25-Jun-2010 to 22-Jul-2010)