



Bartels Rotation 2403-2416 – Daily Averages
 Leakage Current – M1A – Ground Side
 (01-Sep-2009 thru 13-Sep-2010) (244/2009 thru 256/2010)




Oct Jan Apr Jul
 time (01-Sep-2009 to 14-Sep-2010)

Bartels Rotation 2403-2416 – Daily Averages Leakage Current – M1A – High Voltage Side (01-Sep-2009 thru 13-Sep-2010) (244/2009 thru 256/2010)




Bartels Rotation 2403-2416 – Daily Averages
 Leakage Current – M2A – Ground Side
 (01-Sep-2009 thru 13-Sep-2010) (244/2009 thru 256/2010)




Oct Jan Apr Jul
 time (01-Sep-2009 to 14-Sep-2010)

Bartels Rotation 2403–2416 – Daily Averages
 Leakage Current – M2A – High Voltage Side
 (01–Sep–2009 thru 13–Sep–2010) (244/2009 thru 256/2010)




Oct Jan Apr Jul
 time (01–Sep–2009 to 14–Sep–2010)

Bartels Rotation 2403–2416 – Daily Averages
 Leakage Current – M1B – Ground Side
 (01–Sep–2009 thru 13–Sep–2010) (244/2009 thru 256/2010)




Oct Jan Apr Jul
 time (01–Sep–2009 to 14–Sep–2010)

Bartels Rotation 2403–2416 – Daily Averages
 Leakage Current – M1B – High Voltage Side
 (01–Sep–2009 thru 13–Sep–2010) (244/2009 thru 256/2010)




Oct Jan Apr Jul
 time (01–Sep–2009 to 14–Sep–2010)

Bartels Rotation 2403–2416 – Daily Averages
 Leakage Current – M2B – Ground Side
 (01–Sep–2009 thru 13–Sep–2010) (244/2009 thru 256/2010)



Bartels Rotation 2403-2416 – Daily Averages
 Leakage Current – M2B – High Voltage Side
 (01-Sep-2009 thru 13-Sep-2010) (244/2009 thru 256/2010)



Oct Jan Apr Jul
 time (01-Sep-2009 to 14-Sep-2010)