



Bartels Rotation 2416 – Daily Averages  
Leakage Current – M1A – Ground Side  
(18-Aug-2010 thru 13-Sep-2010) (230/2010 thru 256/2010)




21 26 Sep 1 6 11  
time (18-Aug-2010 to 14-Sep-2010)

Bartels Rotation 2416 – Daily Averages  
Leakage Current – M1A – High Voltage Side  
(18-Aug-2010 thru 13-Sep-2010) (230/2010 thru 256/2010)




21                      26                      Sep 1                      6                      11  
time (18-Aug-2010 to 14-Sep-2010)

Bartels Rotation 2416 – Daily Averages  
Leakage Current – M2A – Ground Side  
(18-Aug-2010 thru 13-Sep-2010) (230/2010 thru 256/2010)




Bartels Rotation 2416 – Daily Averages  
Leakage Current – M2A – High Voltage Side  
(18-Aug-2010 thru 13-Sep-2010) (230/2010 thru 256/2010)




21 26 Sep 1 6 11  
time (18-Aug-2010 to 14-Sep-2010)

Bartels Rotation 2416 – Daily Averages  
Leakage Current – M1B – Ground Side  
(18-Aug-2010 thru 13-Sep-2010) (230/2010 thru 256/2010)




21 26 Sep 1 6 11 20  
time (18-Aug-2010 to 14-Sep-2010)

Bartels Rotation 2416 – Daily Averages  
Leakage Current – M1B – High Voltage Side  
(18-Aug-2010 thru 13-Sep-2010) (230/2010 thru 256/2010)




21                      26                      Sep 1                      6                      11  
time (18-Aug-2010 to 14-Sep-2010)

Bartels Rotation 2416 – Daily Averages  
Leakage Current – M2B – Ground Side  
(18-Aug-2010 thru 13-Sep-2010) (230/2010 thru 256/2010)



21 26 Sep 1 6 11 22  
time (18-Aug-2010 to 14-Sep-2010)

Bartels Rotation 2416 – Daily Averages  
Leakage Current – M2B – High Voltage Side  
(18-Aug-2010 thru 13-Sep-2010) (230/2010 thru 256/2010)



21 26 Sep 1 6 11 23  
time (18-Aug-2010 to 14-Sep-2010)