



Bartels Rotation 2417 – Daily Averages
 Leakage Current – M1A – Ground Side
 (14-Sep-2010 thru 10-Oct-2010) (257/2010 thru 283/2010)




16 21 26 Oct 1 6 11
 time (14-Sep-2010 to 11-Oct-2010)

Bartels Rotation 2417 – Daily Averages
 Leakage Current – M1A – High Voltage Side
 (14-Sep-2010 thru 10-Oct-2010) (257/2010 thru 283/2010)




16 21 26 Oct 1 6 11
 time (14-Sep-2010 to 11-Oct-2010)

Bartels Rotation 2417 – Daily Averages
 Leakage Current – M2A – Ground Side
 (14-Sep-2010 thru 10-Oct-2010) (257/2010 thru 283/2010)




16 21 26 Oct 1 6 11
 time (14-Sep-2010 to 11-Oct-2010)

Bartels Rotation 2417 – Daily Averages
Leakage Current – M2A – High Voltage Side
(14-Sep-2010 thru 10-Oct-2010) (257/2010 thru 283/2010)



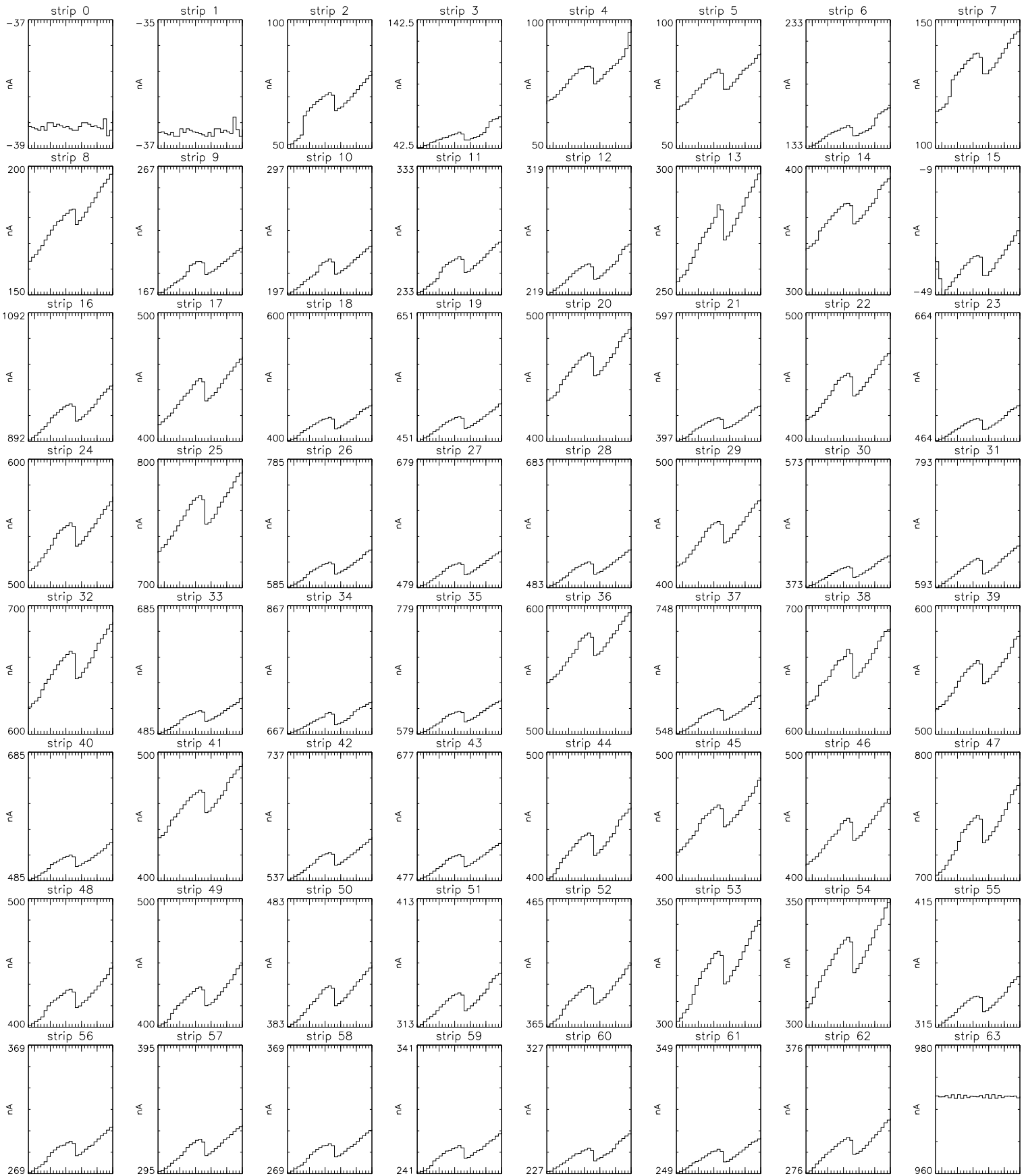
16 21 26 Oct 1 6 11
time (14-Sep-2010 to 11-Oct-2010)

Bartels Rotation 2417 – Daily Averages
 Leakage Current – M1B – Ground Side
 (14-Sep-2010 thru 10-Oct-2010) (257/2010 thru 283/2010)




16 21 26 Oct 1 6 11
 time (14-Sep-2010 to 11-Oct-2010)

Bartels Rotation 2417 – Daily Averages
 Leakage Current – M1B – High Voltage Side
 (14-Sep-2010 thru 10-Oct-2010) (257/2010 thru 283/2010)




16 21 26 Oct 1 6 11
 time (14-Sep-2010 to 11-Oct-2010)

Bartels Rotation 2417 – Daily Averages
 Leakage Current – M2B – Ground Side
 (14-Sep-2010 thru 10-Oct-2010) (257/2010 thru 283/2010)



16 21 26 Oct 1 6 11
 time (14-Sep-2010 to 11-Oct-2010)

Bartels Rotation 2417 – Daily Averages
 Leakage Current – M2B – High Voltage Side
 (14-Sep-2010 thru 10-Oct-2010) (257/2010 thru 283/2010)



16 21 26 Oct 1 6 11
 time (14-Sep-2010 to 11-Oct-2010)