



Bartels Rotation 2420 – Daily Averages  
Leakage Current – M1A – Ground Side  
(04-Dec-2010 thru 30-Dec-2010) (338/2010 thru 364/2010)




6 11 16 21 26 31  
time (04-Dec-2010 to 31-Dec-2010)


Bartels Rotation 2420 – Daily Averages  
Leakage Current – M1A – High Voltage Side  
(04-Dec-2010 thru 30-Dec-2010) (338/2010 thru 364/2010)



Bartels Rotation 2420 – Daily Averages  
Leakage Current – M2A – Ground Side  
(04-Dec-2010 thru 30-Dec-2010) (338/2010 thru 364/2010)




Bartels Rotation 2420 – Daily Averages  
Leakage Current – M2A – High Voltage Side  
(04-Dec-2010 thru 30-Dec-2010) (338/2010 thru 364/2010)




6 11 16 21 26 31  
time (04-Dec-2010 to 31-Dec-2010)

Bartels Rotation 2420 – Daily Averages  
Leakage Current – M1B – Ground Side  
(04-Dec-2010 thru 30-Dec-2010) (338/2010 thru 364/2010)




6 11 16 21 26 31  
time (04-Dec-2010 to 31-Dec-2010)

Bartels Rotation 2420 – Daily Averages  
Leakage Current – M1B – High Voltage Side  
(04-Dec-2010 thru 30-Dec-2010) (338/2010 thru 364/2010)



6 11 16 21 26 31  
time (04-Dec-2010 to 31-Dec-2010)

Bartels Rotation 2420 – Daily Averages  
Leakage Current – M2B – Ground Side  
(04-Dec-2010 thru 30-Dec-2010) (338/2010 thru 364/2010)



6 11 16 21 26 31  
time (04-Dec-2010 to 31-Dec-2010)

Bartels Rotation 2420 – Daily Averages  
Leakage Current – M2B – High Voltage Side  
(04-Dec-2010 thru 30-Dec-2010) (338/2010 thru 364/2010)

