



Bartels Rotation 2421 – Daily Averages
Leakage Current – M1A – Ground Side
(31-Dec-2010 thru 26-Jan-2011) (365/2010 thru 026/2011)




Jan 1 6 11 16 21 26
time (31-Dec-2010 to 27-Jan-2011)

Bartels Rotation 2421 – Daily Averages
Leakage Current – M1A – High Voltage Side
(31-Dec-2010 thru 26-Jan-2011) (365/2010 thru 026/2011)




Jan 1 6 11 16 21 26
time (31-Dec-2010 to 27-Jan-2011)

Bartels Rotation 2421 – Daily Averages
Leakage Current – M2A – Ground Side
(31-Dec-2010 thru 26-Jan-2011) (365/2010 thru 026/2011)




Jan 1 6 11 16 21 26
time (31-Dec-2010 to 27-Jan-2011)

Bartels Rotation 2421 – Daily Averages
Leakage Current – M2A – High Voltage Side
(31-Dec-2010 thru 26-Jan-2011) (365/2010 thru 026/2011)




Jan 1 6 11 16 21 26
time (31-Dec-2010 to 27-Jan-2011)

Bartels Rotation 2421 – Daily Averages
Leakage Current – M1B – Ground Side
(31-Dec-2010 thru 26-Jan-2011) (365/2010 thru 026/2011)




Jan 1 6 11 16 21 26
time (31-Dec-2010 to 27-Jan-2011)

Bartels Rotation 2421 – Daily Averages
Leakage Current – M1B – High Voltage Side
(31-Dec-2010 thru 26-Jan-2011) (365/2010 thru 026/2011)




Jan 1 6 11 16 21 26
time (31-Dec-2010 to 27-Jan-2011)

Bartels Rotation 2421 – Daily Averages
Leakage Current – M2B – Ground Side
(31-Dec-2010 thru 26-Jan-2011) (365/2010 thru 026/2011)



Jan 1 6 11 16 21 26
time (31-Dec-2010 to 27-Jan-2011)

Bartels Rotation 2421 – Daily Averages
Leakage Current – M2B – High Voltage Side
(31-Dec-2010 thru 26-Jan-2011) (365/2010 thru 026/2011)



Jan 1 6 11 16 21 26
time (31-Dec-2010 to 27-Jan-2011)