



Bartels Rotation 2414-2427 – Daily Averages
 Leakage Current – M1A – Ground Side
 (25-Jun-2010 thru 07-Jul-2011) (176/2010 thru 188/2011)




Jul Oct Jan Apr Jul
 time (25-Jun-2010 to 08-Jul-2011)

Bartels Rotation 2414–2427 – Daily Averages
 Leakage Current – M1A – High Voltage Side
 (25-Jun-2010 thru 07-Jul-2011) (176/2010 thru 188/2011)




Jul Oct Jan Apr Jul
 time (25-Jun-2010 to 08-Jul-2011)

Bartels Rotation 2414-2427 – Daily Averages
 Leakage Current – M2A – Ground Side
 (25-Jun-2010 thru 07-Jul-2011) (176/2010 thru 188/2011)




time (25-Jun-2010 to 08-Jul-2011)

Bartels Rotation 2414-2427 – Daily Averages
 Leakage Current – M2A – High Voltage Side
 (25-Jun-2010 thru 07-Jul-2011) (176/2010 thru 188/2011)




Jul Oct Jan Apr Jul
 time (25-Jun-2010 to 08-Jul-2011)

Bartels Rotation 2414–2427 – Daily Averages
 Leakage Current – M1B – Ground Side
 (25-Jun-2010 thru 07-Jul-2011) (176/2010 thru 188/2011)




Jul Oct Jan Apr Jul
 time (25-Jun-2010 to 08-Jul-2011)

Bartels Rotation 2414-2427 – Daily Averages
 Leakage Current – M1B – High Voltage Side
 (25-Jun-2010 thru 07-Jul-2011) (176/2010 thru 188/2011)




Jul Oct Jan Apr Jul
 time (25-Jun-2010 to 08-Jul-2011)

Bartels Rotation 2414–2427 – Daily Averages
 Leakage Current – M2B – Ground Side
 (25-Jun-2010 thru 07-Jul-2011) (176/2010 thru 188/2011)



Jul Oct Jan Apr Jul
 time (25-Jun-2010 to 08-Jul-2011)

Bartels Rotation 2414-2427 – Daily Averages
 Leakage Current – M2B – High Voltage Side
 (25-Jun-2010 thru 07-Jul-2011) (176/2010 thru 188/2011)



time (25-Jun-2010 to 08-Jul-2011)