



Bartels Rotation 2416-2429 - Daily Averages
Leakage Current - M1A - Ground Side
(18-Aug-2010 thru 30-Aug-2011) (230/2010 thru 242/2011)



Oct Jan Apr Jul
time (18-Aug-2010 to 31-Aug-2011)

Bartels Rotation 2416-2429 - Daily Averages
Leakage Current - M1A - High Voltage Side
(18-Aug-2010 thru 30-Aug-2011) (230/2010 thru 242/2011)



Oct


Jan

Apr

Jul


time (18-Aug-2010 to 31-Aug-2011)

Bartels Rotation 2416-2429 – Daily Averages
Leakage Current – M2A – Ground Side
(18-Aug-2010 thru 30-Aug-2011) (230/2010 thru 242/2011)



Oct Jan Apr Jul
time (18-Aug-2010 to 31-Aug-2011)

Bartels Rotation 2416-2429 - Daily Averages
Leakage Current - M2A - High Voltage Side
(18-Aug-2010 thru 30-Aug-2011) (230/2010 thru 242/2011)



Oct


Jan

Apr

Jul

time (18-Aug-2010 to 31-Aug-2011)

Bartels Rotation 2416-2429 - Daily Averages
Leakage Current - M1B - Ground Side
(18-Aug-2010 thru 30-Aug-2011) (230/2010 thru 242/2011)



Oct


Jan

Apr

Jul

time (18-Aug-2010 to 31-Aug-2011)

Bartels Rotation 2416-2429 – Daily Averages
Leakage Current – M1B – High Voltage Side
(18-Aug-2010 thru 30-Aug-2011) (230/2010 thru 242/2011)



Oct


Jan

Apr

Jul

time (18-Aug-2010 to 31-Aug-2011)

Bartels Rotation 2416-2429 – Daily Averages
Leakage Current – M2B – Ground Side
(18-Aug-2010 thru 30-Aug-2011) (230/2010 thru 242/2011)



Oct


Jan

Apr

Jul

time (18-Aug-2010 to 31-Aug-2011)

Bartels Rotation 2416-2429 - Daily Averages
Leakage Current - M2B - High Voltage Side
(18-Aug-2010 thru 30-Aug-2011) (230/2010 thru 242/2011)



Oct

Jan

Apr

Jul

time (18-Aug-2010 to 31-Aug-2011)