



Bartels Rotation 2435 – Daily Averages
Leakage Current – M1A – Ground Side
(13-Jan-2012 thru 08-Feb-2012) (013/2012 thru 039/2012)




16 21 26 Feb 1 6
time (13-Jan-2012 to 09-Feb-2012)

Bartels Rotation 2435 – Daily Averages
Leakage Current – M1A – High Voltage Side
(13-Jan-2012 thru 08-Feb-2012) (013/2012 thru 039/2012)




16 21 26 Feb 1 6
time (13-Jan-2012 to 09-Feb-2012)

Bartels Rotation 2435 – Daily Averages
Leakage Current – M2A – Ground Side
(13-Jan-2012 thru 08-Feb-2012) (013/2012 thru 039/2012)




16 21 26 Feb 1 6
time (13-Jan-2012 to 09-Feb-2012)

Bartels Rotation 2435 – Daily Averages
Leakage Current – M2A – High Voltage Side
(13-Jan-2012 thru 08-Feb-2012) (013/2012 thru 039/2012)




16 21 26 Feb 1 6
time (13-Jan-2012 to 09-Feb-2012)

Bartels Rotation 2435 – Daily Averages
Leakage Current – M1B – Ground Side
(13-Jan-2012 thru 08-Feb-2012) (013/2012 thru 039/2012)




16 21 26 Feb 1 6
time (13-Jan-2012 to 09-Feb-2012)

Bartels Rotation 2435 – Daily Averages
Leakage Current – M1B – High Voltage Side
(13-Jan-2012 thru 08-Feb-2012) (013/2012 thru 039/2012)




16 21 26 Feb 1 6
time (13-Jan-2012 to 09-Feb-2012)

Bartels Rotation 2435 – Daily Averages
Leakage Current – M2B – Ground Side
(13-Jan-2012 thru 08-Feb-2012) (013/2012 thru 039/2012)



16 21 26 Feb 1 6
time (13-Jan-2012 to 09-Feb-2012)

Bartels Rotation 2435 – Daily Averages
Leakage Current – M2B – High Voltage Side
(13-Jan-2012 thru 08-Feb-2012) (013/2012 thru 039/2012)



16 21 26 Feb 1 6
time (13-Jan-2012 to 09-Feb-2012)