



Bartels Rotation 2426-2439 – Daily Averages
Leakage Current – M1A – Ground Side
(15-May-2011 thru 26-May-2012) (135/2011 thru 147/2012)




Jul Oct Jan Apr
time (15-May-2011 to 27-May-2012)

Bartels Rotation 2426-2439 – Daily Averages
Leakage Current – M1A – High Voltage Side
(15-May-2011 thru 26-May-2012) (135/2011 thru 147/2012)




Jul Oct Jan Apr
time (15-May-2011 to 27-May-2012)

Bartels Rotation 2426-2439 – Daily Averages
Leakage Current – M2A – Ground Side
(15-May-2011 thru 26-May-2012) (135/2011 thru 147/2012)




Jul Oct Jan Apr
time (15-May-2011 to 27-May-2012)

Bartels Rotation 2426-2439 - Daily Averages
Leakage Current - M2A - High Voltage Side
(15-May-2011 thru 26-May-2012) (135/2011 thru 147/2012)




Jul Oct Jan Apr
time (15-May-2011 to 27-May-2012)

Bartels Rotation 2426-2439 – Daily Averages
Leakage Current – M1B – Ground Side
(15-May-2011 thru 26-May-2012) (135/2011 thru 147/2012)




Jul Oct Jan Apr
time (15-May-2011 to 27-May-2012)

Bartels Rotation 2426-2439 – Daily Averages
Leakage Current – M1B – High Voltage Side
(15-May-2011 thru 26-May-2012) (135/2011 thru 147/2012)




Jul Oct Jan Apr
time (15-May-2011 to 27-May-2012)

Bartels Rotation 2426-2439 – Daily Averages
Leakage Current – M2B – Ground Side
(15-May-2011 thru 26-May-2012) (135/2011 thru 147/2012)



Jul Oct Jan Apr
time (15-May-2011 to 27-May-2012)

Bartels Rotation 2426-2439 - Daily Averages
Leakage Current - M2B - High Voltage Side
(15-May-2011 thru 26-May-2012) (135/2011 thru 147/2012)



Jul Oct Jan Apr
time (15-May-2011 to 27-May-2012)