



Bartels Rotation 2448 – Daily Averages  
Leakage Current – M1A – Ground Side  
(29-Dec-2012 thru 24-Jan-2013) (364/2012 thru 024/2013)




Jan 1 6 11 16 21  
time (29-Dec-2012 to 25-Jan-2013)

Bartels Rotation 2448 – Daily Averages  
Leakage Current – M1A – High Voltage Side  
(29-Dec-2012 thru 24-Jan-2013) (364/2012 thru 024/2013)




Jan 1 6 11 16 21  
time (29-Dec-2012 to 25-Jan-2013)

Bartels Rotation 2448 – Daily Averages  
Leakage Current – M2A – Ground Side  
(29-Dec-2012 thru 24-Jan-2013) (364/2012 thru 024/2013)




Jan 1 6 11 16 21  
time (29-Dec-2012 to 25-Jan-2013)

Bartels Rotation 2448 – Daily Averages  
Leakage Current – M2A – High Voltage Side  
(29-Dec-2012 thru 24-Jan-2013) (364/2012 thru 024/2013)




Jan 1 6 11 16 21  
time (29-Dec-2012 to 25-Jan-2013)

Bartels Rotation 2448 – Daily Averages  
Leakage Current – M1B – Ground Side  
(29-Dec-2012 thru 24-Jan-2013) (364/2012 thru 024/2013)



Jan 1 6 11 16 21 25  
time (29-Dec-2012 to 25-Jan-2013)


Bartels Rotation 2448 – Daily Averages  
Leakage Current – M1B – High Voltage Side  
(29-Dec-2012 thru 24-Jan-2013) (364/2012 thru 024/2013)



Jan 1                      6                      11                      16                      21


time (29-Dec-2012 to 25-Jan-2013)

Bartels Rotation 2448 – Daily Averages  
Leakage Current – M2B – Ground Side  
(29-Dec-2012 thru 24-Jan-2013) (364/2012 thru 024/2013)



Jan 1                      6                      11                      16                      21  
time (29-Dec-2012 to 25-Jan-2013)

Bartels Rotation 2448 – Daily Averages  
Leakage Current – M2B – High Voltage Side  
(29-Dec-2012 thru 24-Jan-2013) (364/2012 thru 024/2013)



Jan 1 6 11 16 21 23  
time (29-Dec-2012 to 25-Jan-2013)