
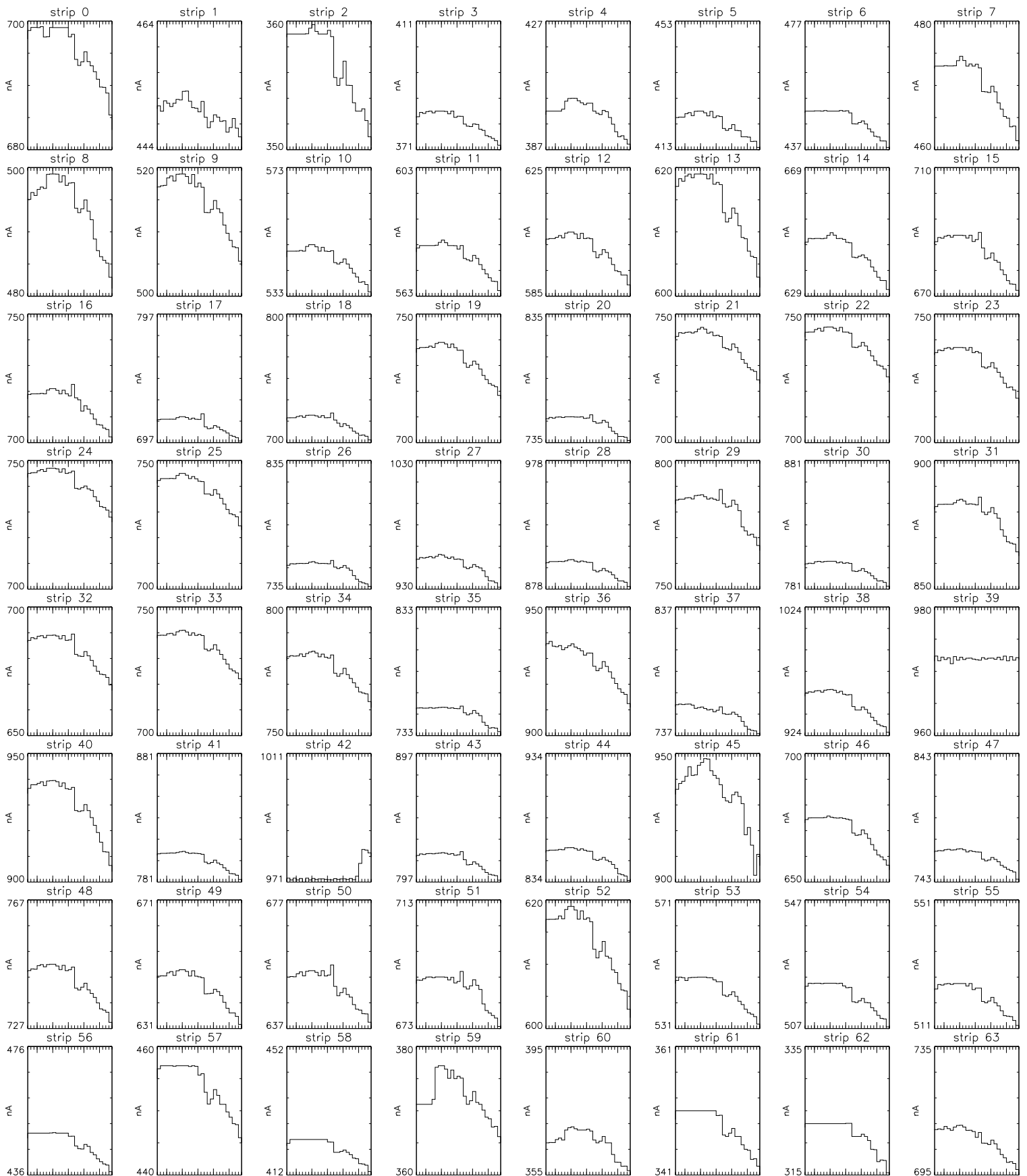


Bartels Rotation 2448 – Daily Averages
 Leakage Current – M1A – Ground Side
 (29-Dec-2012 thru 24-Jan-2013) (364/2012 thru 024/2013)



Jan 1 6 11 16 21 24
 time (29-Dec-2012 to 25-Jan-2013)

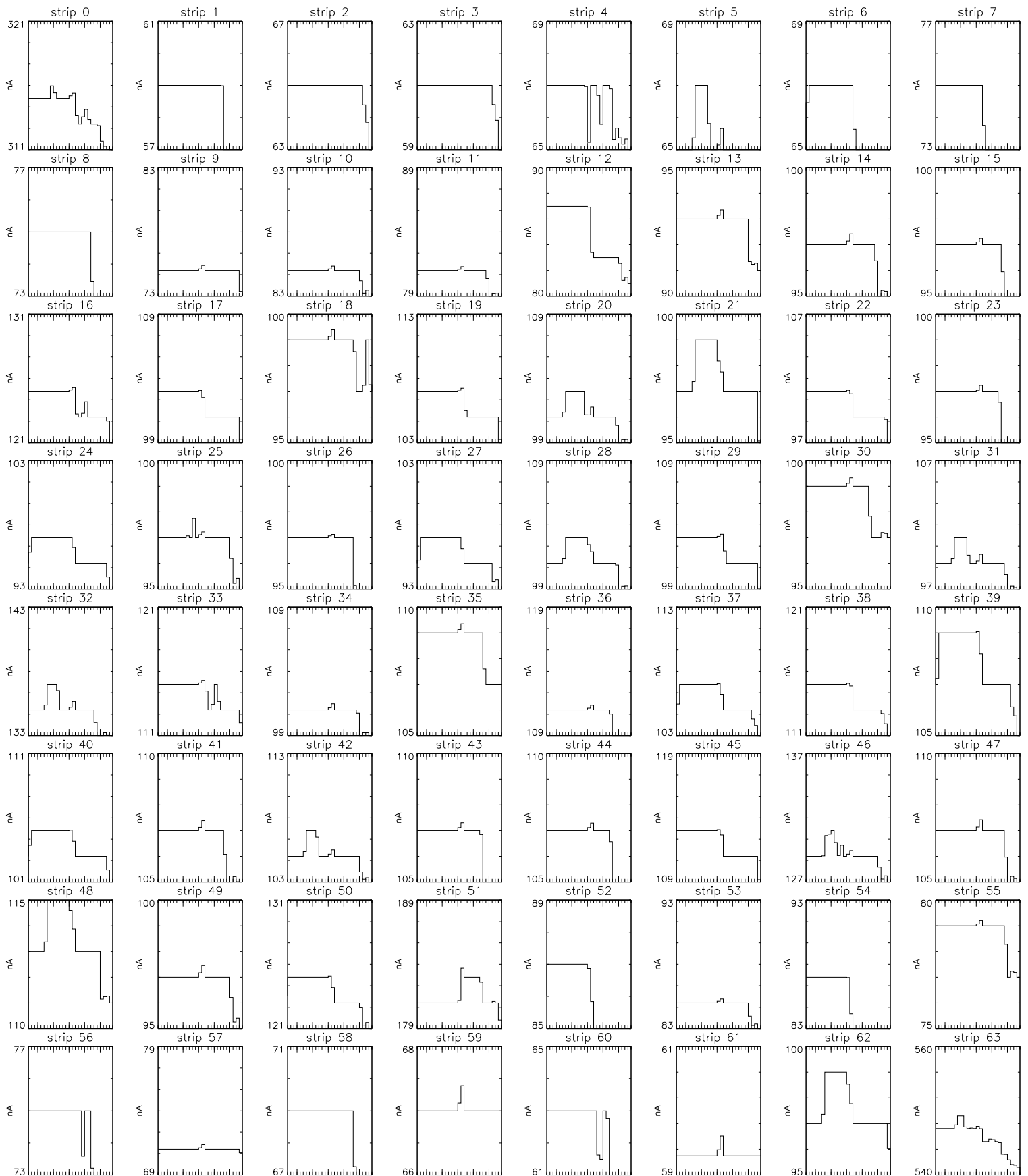
Bartels Rotation 2448 – Daily Averages
 Leakage Current – M1A – High Voltage Side
 (29-Dec-2012 thru 24-Jan-2013) (364/2012 thru 024/2013)



Jan 1 6 11 16 21


time (29-Dec-2012 to 25-Jan-2013)

Bartels Rotation 2448 – Daily Averages
Leakage Current – M2A – Ground Side
(29-Dec-2012 thru 24-Jan-2013) (364/2012 thru 024/2013)



Jan 1 6 11 16 21 26
time (29-Dec-2012 to 25-Jan-2013)

Bartels Rotation 2448 – Daily Averages
Leakage Current – M2A – High Voltage Side
(29-Dec-2012 thru 24-Jan-2013) (364/2012 thru 024/2013)



Jan 1

6


11

16

21

time (29-Dec-2012 to 25-Jan-2013)


Bartels Rotation 2448 – Daily Averages
 Leakage Current – M1B – Ground Side
 (29-Dec-2012 thru 24-Jan-2013) (364/2012 thru 024/2013)



Jan 1 6 11 16 21 28

time (29-Dec-2012 to 25-Jan-2013)

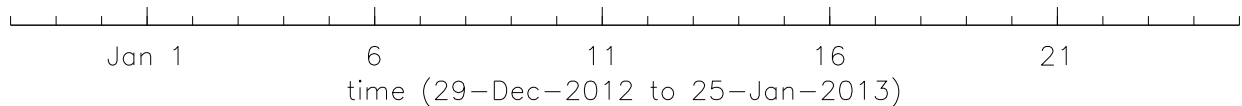

Bartels Rotation 2448 – Daily Averages
 Leakage Current – M1B – High Voltage Side
 (29-Dec-2012 thru 24-Jan-2013) (364/2012 thru 024/2013)




Jan 1 6 11 16 21

time (29-Dec-2012 to 25-Jan-2013)

Bartels Rotation 2448 – Daily Averages
Leakage Current – M2B – Ground Side
(29-Dec-2012 thru 24-Jan-2013) (364/2012 thru 024/2013)



Bartels Rotation 2448 – Daily Averages
 Leakage Current – M2B – High Voltage Side
 (29-Dec-2012 thru 24-Jan-2013) (364/2012 thru 024/2013)



Jan 1 6 11 16 21

time (29-Dec-2012 to 25-Jan-2013)