


Bartels Rotation 2437-2450 – Daily Averages
Leakage Current – M1A – Ground Side
(07-Mar-2012 thru 19-Mar-2013) (067/2012 thru 078/2013)



Apr


Jul

Oct


Jan

time (07-Mar-2012 to 20-Mar-2013)

Bartels Rotation 2437-2450 - Daily Averages
Leakage Current - M1A - High Voltage Side
(07-Mar-2012 thru 19-Mar-2013) (067/2012 thru 078/2013)



Bartels Rotation 2437-2450 – Daily Averages
Leakage Current – M2A – Ground Side
(07-Mar-2012 thru 19-Mar-2013) (067/2012 thru 078/2013)



Apr


Jul

Oct

Jan

time (07-Mar-2012 to 20-Mar-2013)

Bartels Rotation 2437-2450 - Daily Averages
Leakage Current - M2A - High Voltage Side
(07-Mar-2012 thru 19-Mar-2013) (067/2012 thru 078/2013)



Apr


Jul

Oct

Jan

time (07-Mar-2012 to 20-Mar-2013)

Bartels Rotation 2437-2450 – Daily Averages
Leakage Current – M1B – Ground Side
(07-Mar-2012 thru 19-Mar-2013) (067/2012 thru 078/2013)



Apr


Jul

Oct


Jan

time (07-Mar-2012 to 20-Mar-2013)

Bartels Rotation 2437-2450 – Daily Averages
Leakage Current – M1B – High Voltage Side
(07-Mar-2012 thru 19-Mar-2013) (067/2012 thru 078/2013)



Bartels Rotation 2437-2450 – Daily Averages
Leakage Current – M2B – Ground Side
(07-Mar-2012 thru 19-Mar-2013) (067/2012 thru 078/2013)



Apr


Jul

Oct

Jan

time (07-Mar-2012 to 20-Mar-2013)

Bartels Rotation 2437-2450 – Daily Averages
Leakage Current – M2B – High Voltage Side
(07-Mar-2012 thru 19-Mar-2013) (067/2012 thru 078/2013)



Apr

Jul

Oct

Jan

time (07-Mar-2012 to 20-Mar-2013)