




Bartels Rotation 2456 – Daily Averages
Leakage Current – M1A – Ground Side
(02-Aug-2013 thru 28-Aug-2013) (214/2013 thru 240/2013)




Bartels Rotation 2456 – Daily Averages
Leakage Current – M1A – High Voltage Side
(02-Aug-2013 thru 28-Aug-2013) (214/2013 thru 240/2013)




Bartels Rotation 2456 – Daily Averages
Leakage Current – M2A – Ground Side
(02-Aug-2013 thru 28-Aug-2013) (214/2013 thru 240/2013)




Bartels Rotation 2456 – Daily Averages
Leakage Current – M2A – High Voltage Side
(02-Aug-2013 thru 28-Aug-2013) (214/2013 thru 240/2013)




Bartels Rotation 2456 – Daily Averages
Leakage Current – M1B – Ground Side
(02-Aug-2013 thru 28-Aug-2013) (214/2013 thru 240/2013)



Bartels Rotation 2456 – Daily Averages
Leakage Current – M1B – High Voltage Side
(02-Aug-2013 thru 28-Aug-2013) (214/2013 thru 240/2013)



Bartels Rotation 2456 – Daily Averages
Leakage Current – M2B – Ground Side
(02-Aug-2013 thru 28-Aug-2013) (214/2013 thru 240/2013)



Bartels Rotation 2456 – Daily Averages
Leakage Current – M2B – High Voltage Side
(02-Aug-2013 thru 28-Aug-2013) (214/2013 thru 240/2013)

