



Bartels Rotation 2445–2458 – Daily Averages
Leakage Current – M1A – Ground Side
(09–Oct–2012 thru 21–Oct–2013) (283/2012 thru 294/2013)




Jan Apr Jul Oct
time (09–Oct–2012 to 22–Oct–2013)

Bartels Rotation 2445-2458 - Daily Averages
Leakage Current - M1A - High Voltage Side
(09-Oct-2012 thru 21-Oct-2013) (283/2012 thru 294/2013)




Jan Apr Jul Oct
time (09-Oct-2012 to 22-Oct-2013)

Bartels Rotation 2445-2458 - Daily Averages
Leakage Current - M2A - Ground Side
(09-Oct-2012 thru 21-Oct-2013) (283/2012 thru 294/2013)




Jan Apr Jul Oct
time (09-Oct-2012 to 22-Oct-2013)

Bartels Rotation 2445-2458 - Daily Averages
Leakage Current - M2A - High Voltage Side
(09-Oct-2012 thru 21-Oct-2013) (283/2012 thru 294/2013)



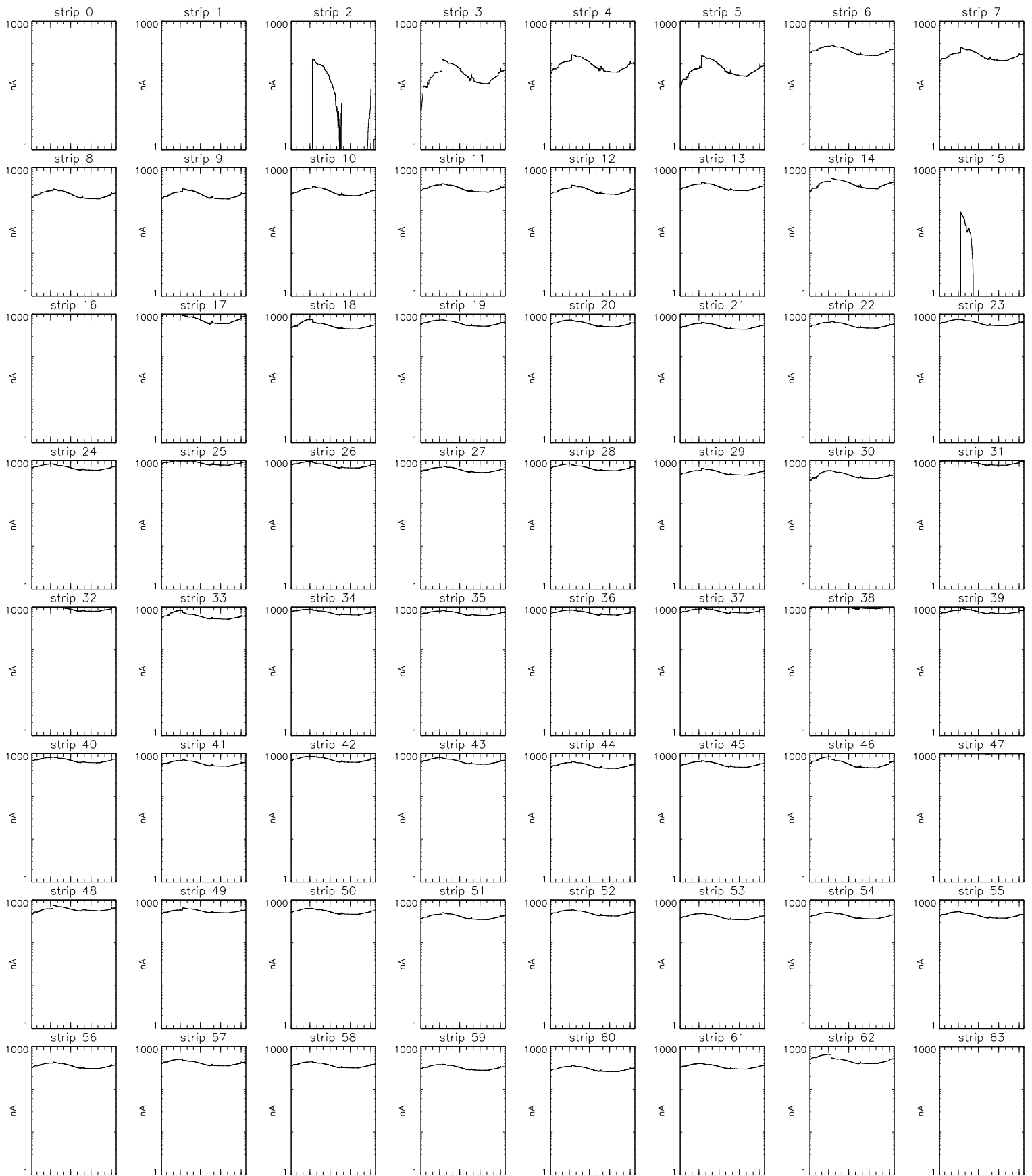
Jan Apr Jul Oct
time (09-Oct-2012 to 22-Oct-2013)

Bartels Rotation 2445–2458 – Daily Averages
Leakage Current – M1B – Ground Side
(09–Oct–2012 thru 21–Oct–2013) (283/2012 thru 294/2013)




Jan Apr Jul Oct
time (09–Oct–2012 to 22–Oct–2013)

Bartels Rotation 2445-2458 - Daily Averages
Leakage Current - M1B - High Voltage Side
(09-Oct-2012 thru 21-Oct-2013) (283/2012 thru 294/2013)




Jan Apr Jul Oct
time (09-Oct-2012 to 22-Oct-2013)

Bartels Rotation 2445-2458 - Daily Averages
Leakage Current - M2B - Ground Side
(09-Oct-2012 thru 21-Oct-2013) (283/2012 thru 294/2013)



Jan Apr Jul Oct
time (09-Oct-2012 to 22-Oct-2013)

Bartels Rotation 2445-2458 - Daily Averages
Leakage Current - M2B - High Voltage Side
(09-Oct-2012 thru 21-Oct-2013) (283/2012 thru 294/2013)



Jan Apr Jul Oct
time (09-Oct-2012 to 22-Oct-2013)