



Bartels Rotation 2458 – Daily Averages
Leakage Current – M1A – Ground Side
(25-Sep-2013 thru 21-Oct-2013) (268/2013 thru 294/2013)




26 Oct 1 6 11 16 21
time (25-Sep-2013 to 22-Oct-2013)


Bartels Rotation 2458 – Daily Averages
Leakage Current – M1A – High Voltage Side
(25-Sep-2013 thru 21-Oct-2013) (268/2013 thru 294/2013)




Bartels Rotation 2458 – Daily Averages
Leakage Current – M2A – Ground Side
(25-Sep-2013 thru 21-Oct-2013) (268/2013 thru 294/2013)




Bartels Rotation 2458 – Daily Averages
Leakage Current – M2A – High Voltage Side
(25-Sep-2013 thru 21-Oct-2013) (268/2013 thru 294/2013)



Bartels Rotation 2458 – Daily Averages
Leakage Current – M1B – Ground Side
(25-Sep-2013 thru 21-Oct-2013) (268/2013 thru 294/2013)




Bartels Rotation 2458 – Daily Averages
Leakage Current – M1B – High Voltage Side
(25-Sep-2013 thru 21-Oct-2013) (268/2013 thru 294/2013)



26 Oct 1 6 11 16 21
time (25-Sep-2013 to 22-Oct-2013)

Bartels Rotation 2458 – Daily Averages
Leakage Current – M2B – Ground Side
(25-Sep-2013 thru 21-Oct-2013) (268/2013 thru 294/2013)



Bartels Rotation 2458 – Daily Averages
Leakage Current – M2B – High Voltage Side
(25-Sep-2013 thru 21-Oct-2013) (268/2013 thru 294/2013)

