


Bartels Rotation 2446-2459 – Daily Averages  
Leakage Current – M1A – Ground Side  
(05-Nov-2012 thru 17-Nov-2013) (310/2012 thru 321/2013)



Jan


Apr

Jul

Oct


time (05-Nov-2012 to 18-Nov-2013)

Bartels Rotation 2446-2459 – Daily Averages  
Leakage Current – M1A – High Voltage Side  
(05-Nov-2012 thru 17-Nov-2013) (310/2012 thru 321/2013)




Jan Apr Jul Oct  
time (05-Nov-2012 to 18-Nov-2013)

Bartels Rotation 2446-2459 – Daily Averages  
Leakage Current – M2A – Ground Side  
(05-Nov-2012 thru 17-Nov-2013) (310/2012 thru 321/2013)




Jan Apr Jul Oct  
time (05-Nov-2012 to 18-Nov-2013)

Bartels Rotation 2446-2459 - Daily Averages  
Leakage Current - M2A - High Voltage Side  
(05-Nov-2012 thru 17-Nov-2013) (310/2012 thru 321/2013)




Jan Apr Jul Oct  
time (05-Nov-2012 to 18-Nov-2013)

Bartels Rotation 2446-2459 – Daily Averages  
Leakage Current – M1B – Ground Side  
(05-Nov-2012 thru 17-Nov-2013) (310/2012 thru 321/2013)




Jan Apr Jul Oct  
time (05-Nov-2012 to 18-Nov-2013)

Bartels Rotation 2446-2459 – Daily Averages  
Leakage Current – M1B – High Voltage Side  
(05-Nov-2012 thru 17-Nov-2013) (310/2012 thru 321/2013)




Jan Apr Jul Oct  
time (05-Nov-2012 to 18-Nov-2013)

Bartels Rotation 2446-2459 – Daily Averages  
 Leakage Current – M2B – Ground Side  
 (05-Nov-2012 thru 17-Nov-2013) (310/2012 thru 321/2013)



Jan Apr Jul Oct  
 time (05-Nov-2012 to 18-Nov-2013)

Bartels Rotation 2446-2459 – Daily Averages  
Leakage Current – M2B – High Voltage Side  
(05-Nov-2012 thru 17-Nov-2013) (310/2012 thru 321/2013)



Jan

Apr

Jul

Oct

time (05-Nov-2012 to 18-Nov-2013)