



Bartels Rotation 2447–2460 – Daily Averages  
 Leakage Current – M1A – Ground Side  
 (02-Dec-2012 thru 14-Dec-2013) (337/2012 thru 348/2013)




Jan Apr Jul Oct  
 time (02-Dec-2012 to 15-Dec-2013)

Bartels Rotation 2447–2460 – Daily Averages  
 Leakage Current – M1A – High Voltage Side  
 (02-Dec-2012 thru 14-Dec-2013) (337/2012 thru 348/2013)




Bartels Rotation 2447–2460 – Daily Averages  
 Leakage Current – M2A – Ground Side  
 (02-Dec-2012 thru 14-Dec-2013) (337/2012 thru 348/2013)




Jan Apr Jul Oct  
 time (02-Dec-2012 to 15-Dec-2013)

Bartels Rotation 2447–2460 – Daily Averages  
 Leakage Current – M2A – High Voltage Side  
 (02-Dec-2012 thru 14-Dec-2013) (337/2012 thru 348/2013)

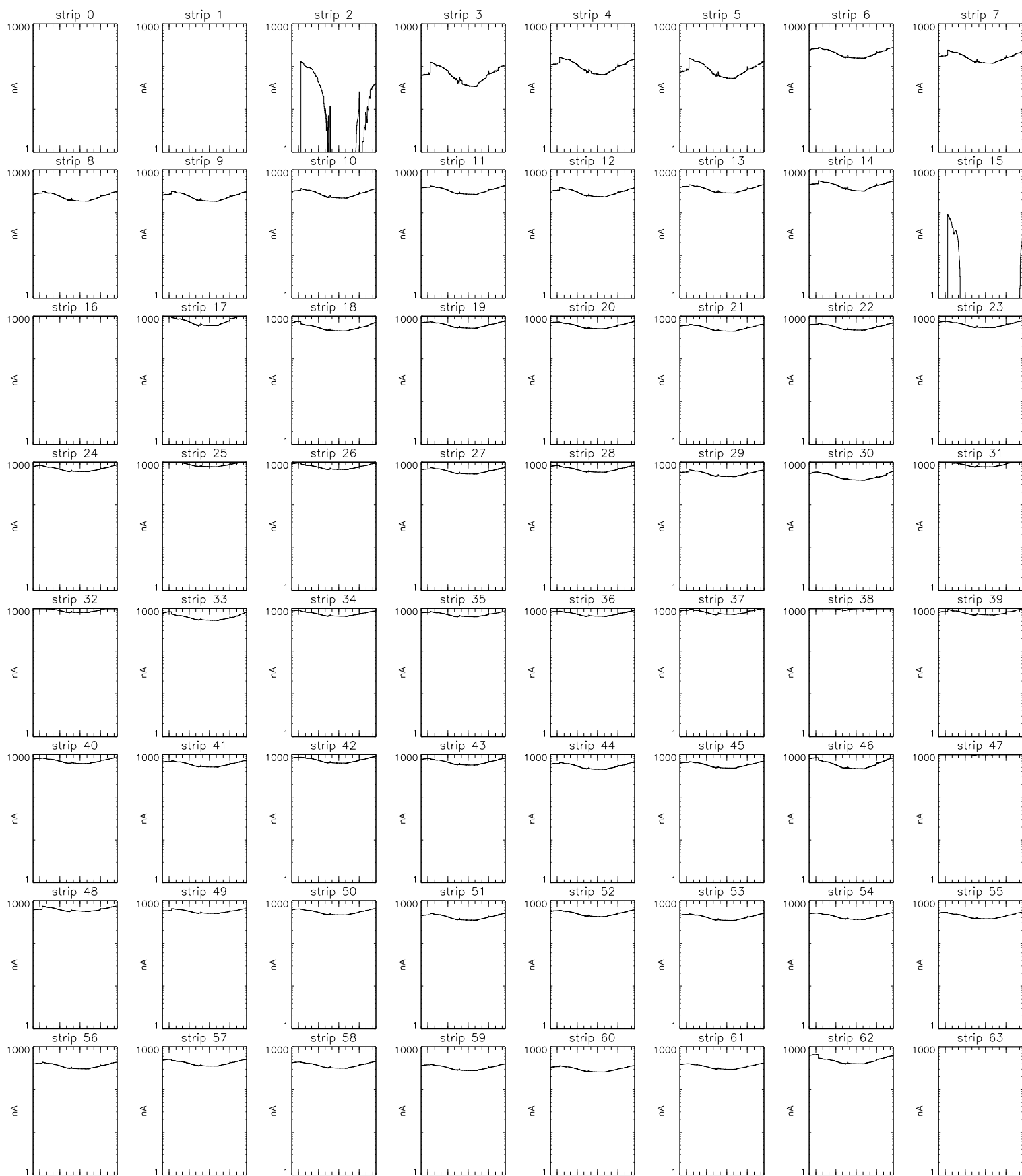


Jan Apr Jul Oct  
 time (02-Dec-2012 to 15-Dec-2013)

Bartels Rotation 2447–2460 – Daily Averages  
 Leakage Current – M1B – Ground Side  
 (02-Dec-2012 thru 14-Dec-2013) (337/2012 thru 348/2013)




Bartels Rotation 2447–2460 – Daily Averages  
 Leakage Current – M1B – High Voltage Side  
 (02-Dec-2012 thru 14-Dec-2013) (337/2012 thru 348/2013)



Jan Apr Jul Oct  
 time (02-Dec-2012 to 15-Dec-2013)

Bartels Rotation 2447–2460 – Daily Averages  
 Leakage Current – M2B – Ground Side  
 (02-Dec-2012 thru 14-Dec-2013) (337/2012 thru 348/2013)



Jan


Apr

Jul

Oct

time (02-Dec-2012 to 15-Dec-2013)

Bartels Rotation 2447-2460 – Daily Averages  
 Leakage Current – M2B – High Voltage Side  
 (02-Dec-2012 thru 14-Dec-2013) (337/2012 thru 348/2013)



Jan Apr Jul Oct  
 time (02-Dec-2012 to 15-Dec-2013)