



Bartels Rotation 2454-2467 – Daily Averages
 Leakage Current – M1A – Ground Side
 (09-Jun-2013 thru 21-Jun-2014) (160/2013 thru 172/2014)




time (09-Jun-2013 to 22-Jun-2014)

Bartels Rotation 2454–2467 – Daily Averages
 Leakage Current – M1A – High Voltage Side
 (09-Jun-2013 thru 21-Jun-2014) (160/2013 thru 172/2014)




Jul Oct Jan Apr
 time (09-Jun-2013 to 22-Jun-2014)

Bartels Rotation 2454–2467 – Daily Averages
 Leakage Current – M2A – Ground Side
 (09–Jun–2013 thru 21–Jun–2014) (160/2013 thru 172/2014)




Jul Oct Jan Apr
 time (09–Jun–2013 to 22–Jun–2014)

Bartels Rotation 2454–2467 – Daily Averages
 Leakage Current – M2A – High Voltage Side
 (09-Jun-2013 thru 21-Jun-2014) (160/2013 thru 172/2014)




Jul Oct Jan Apr
 time (09-Jun-2013 to 22-Jun-2014)

Bartels Rotation 2454-2467 – Daily Averages
 Leakage Current – M1B – Ground Side
 (09-Jun-2013 thru 21-Jun-2014) (160/2013 thru 172/2014)




Jul Oct Jan Apr
 time (09-Jun-2013 to 22-Jun-2014)

Bartels Rotation 2454–2467 – Daily Averages
 Leakage Current – M1B – High Voltage Side
 (09–Jun–2013 thru 21–Jun–2014) (160/2013 thru 172/2014)



Jul Oct Jan Apr
 time (09–Jun–2013 to 22–Jun–2014)

Bartels Rotation 2454–2467 – Daily Averages
 Leakage Current – M2B – Ground Side
 (09-Jun-2013 thru 21-Jun-2014) (160/2013 thru 172/2014)



Jul Oct Jan Apr
 time (09-Jun-2013 to 22-Jun-2014)

Bartels Rotation 2454-2467 – Daily Averages
 Leakage Current – M2B – High Voltage Side
 (09-Jun-2013 thru 21-Jun-2014) (160/2013 thru 172/2014)

