




Bartels Rotation 2458–2471 – Daily Averages
 Leakage Current – M1A – Ground Side
 (25–Sep–2013 thru 07–Oct–2014) (268/2013 thru 280/2014)



Bartels Rotation 2458–2471 – Daily Averages
 Leakage Current – M1A – High Voltage Side
 (25-Sep-2013 thru 07-Oct-2014) (268/2013 thru 280/2014)

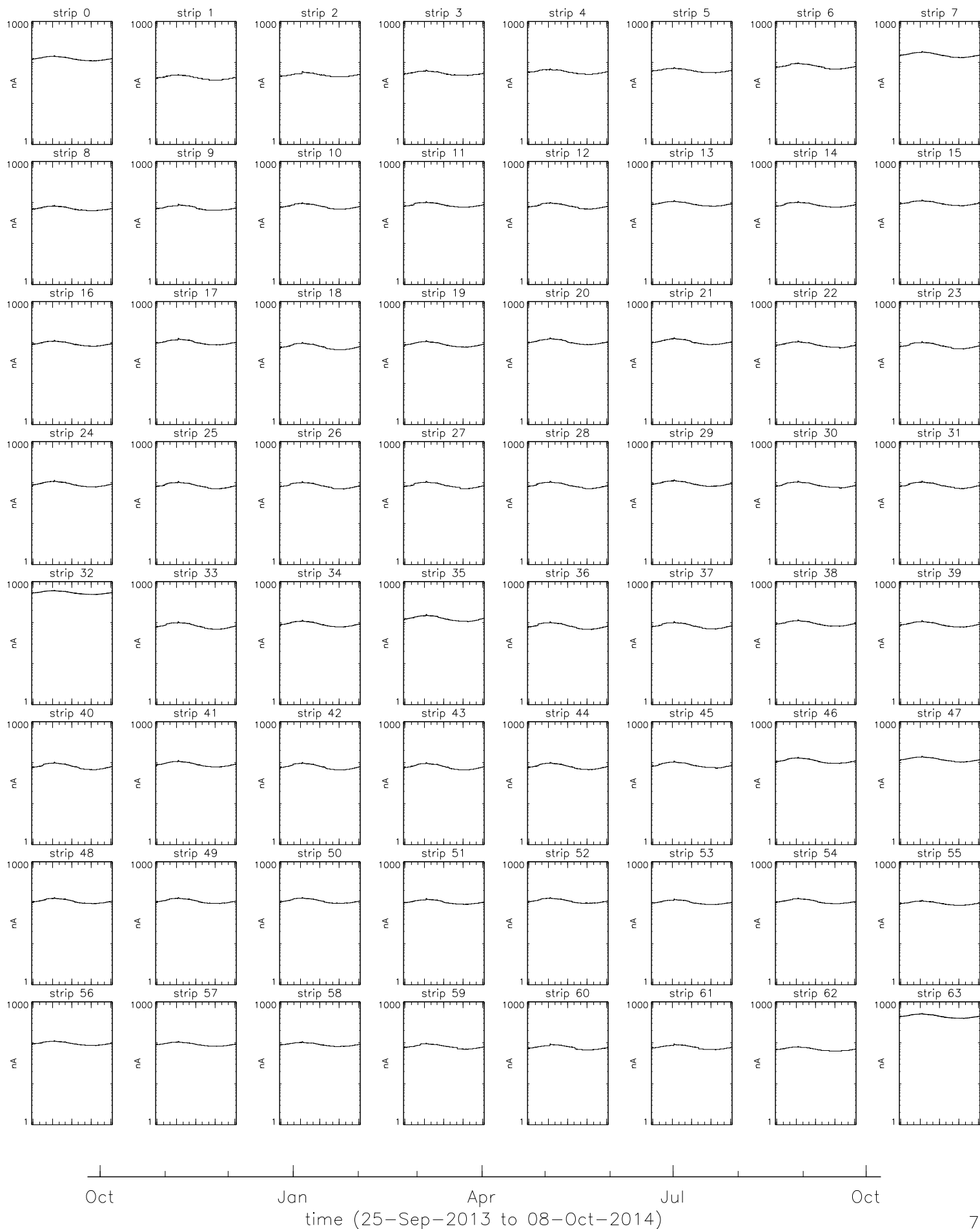


Bartels Rotation 2458–2471 – Daily Averages
 Leakage Current – M2A – Ground Side
 (25–Sep–2013 thru 07–Oct–2014) (268/2013 thru 280/2014)




time (25–Sep–2013 to 08–Oct–2014)


Bartels Rotation 2458–2471 – Daily Averages
 Leakage Current – M2A – High Voltage Side
 (25–Sep–2013 thru 07–Oct–2014) (268/2013 thru 280/2014)



Bartels Rotation 2458–2471 – Daily Averages
 Leakage Current – M1B – Ground Side
 (25–Sep–2013 thru 07–Oct–2014) (268/2013 thru 280/2014)




Bartels Rotation 2458–2471 – Daily Averages
 Leakage Current – M1B – High Voltage Side
 (25–Sep–2013 thru 07–Oct–2014) (268/2013 thru 280/2014)



Oct Jan Apr Jul Oct
 time (25–Sep–2013 to 08–Oct–2014)

Bartels Rotation 2458–2471 – Daily Averages
 Leakage Current – M2B – Ground Side
 (25–Sep–2013 thru 07–Oct–2014) (268/2013 thru 280/2014)



Bartels Rotation 2458–2471 – Daily Averages
 Leakage Current – M2B – High Voltage Side
 (25–Sep–2013 thru 07–Oct–2014) (268/2013 thru 280/2014)

