



Bartels Rotation 2483-2496 – Daily Averages
Leakage Current – M1A – Ground Side
(01-Aug-2015 thru 12-Aug-2016) (213/2015 thru 225/2016)




time (01-Aug-2015 to 13-Aug-2016)

Bartels Rotation 2483-2496 – Daily Averages
Leakage Current – M1A – High Voltage Side
(01-Aug-2015 thru 12-Aug-2016) (213/2015 thru 225/2016)




Oct Jan Apr Jul
time (01-Aug-2015 to 13-Aug-2016)

Bartels Rotation 2483-2496 – Daily Averages
Leakage Current – M2A – Ground Side
(01-Aug-2015 thru 12-Aug-2016) (213/2015 thru 225/2016)




Oct Jan Apr Jul
time (01-Aug-2015 to 13-Aug-2016)

Bartels Rotation 2483-2496 - Daily Averages
Leakage Current - M2A - High Voltage Side
(01-Aug-2015 thru 12-Aug-2016) (213/2015 thru 225/2016)




Oct Jan Apr Jul
time (01-Aug-2015 to 13-Aug-2016)

Bartels Rotation 2483-2496 – Daily Averages
Leakage Current – M1B – Ground Side
(01-Aug-2015 thru 12-Aug-2016) (213/2015 thru 225/2016)




Oct Jan Apr Jul
time (01-Aug-2015 to 13-Aug-2016)

Bartels Rotation 2483-2496 – Daily Averages
Leakage Current – M1B – High Voltage Side
(01-Aug-2015 thru 12-Aug-2016) (213/2015 thru 225/2016)




Oct Jan Apr Jul
time (01-Aug-2015 to 13-Aug-2016)

Bartels Rotation 2483-2496 – Daily Averages
Leakage Current – M2B – Ground Side
(01-Aug-2015 thru 12-Aug-2016) (213/2015 thru 225/2016)



Oct Jan Apr Jul
time (01-Aug-2015 to 13-Aug-2016)

Bartels Rotation 2483-2496 – Daily Averages
Leakage Current – M2B – High Voltage Side
(01-Aug-2015 thru 12-Aug-2016) (213/2015 thru 225/2016)



Oct Jan Apr Jul
time (01-Aug-2015 to 13-Aug-2016)