




Bartels Rotation 2509 – Daily Averages  
Leakage Current – M1A – Ground Side  
(03-Jul-2017 thru 29-Jul-2017) (184/2017 thru 210/2017)




Bartels Rotation 2509 – Daily Averages  
Leakage Current – M1A – High Voltage Side  
(03-Jul-2017 thru 29-Jul-2017) (184/2017 thru 210/2017)




Bartels Rotation 2509 – Daily Averages  
Leakage Current – M2A – Ground Side  
(03-Jul-2017 thru 29-Jul-2017) (184/2017 thru 210/2017)



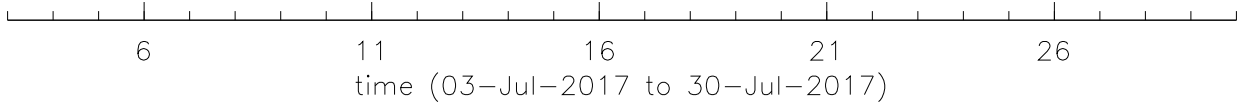

Bartels Rotation 2509 – Daily Averages  
Leakage Current – M2A – High Voltage Side  
(03-Jul-2017 thru 29-Jul-2017) (184/2017 thru 210/2017)




Bartels Rotation 2509 – Daily Averages  
Leakage Current – M1B – Ground Side  
(03-Jul-2017 thru 29-Jul-2017) (184/2017 thru 210/2017)



Bartels Rotation 2509 – Daily Averages  
Leakage Current – M1B – High Voltage Side  
(03-Jul-2017 thru 29-Jul-2017) (184/2017 thru 210/2017)



Bartels Rotation 2509 – Daily Averages  
Leakage Current – M2B – Ground Side  
(03-Jul-2017 thru 29-Jul-2017) (184/2017 thru 210/2017)



Bartels Rotation 2509 – Daily Averages  
Leakage Current – M2B – High Voltage Side  
(03-Jul-2017 thru 29-Jul-2017) (184/2017 thru 210/2017)

