



Bartels Rotation 2510 – Daily Averages
Leakage Current – M1A – Ground Side
(30-Jul-2017 thru 25-Aug-2017) (211/2017 thru 237/2017)




Aug 1 6 11 16 21 26
time (30-Jul-2017 to 26-Aug-2017)

Bartels Rotation 2510 – Daily Averages
Leakage Current – M1A – High Voltage Side
(30-Jul-2017 thru 25-Aug-2017) (211/2017 thru 237/2017)




Aug 1 6 11 16 21 26
time (30-Jul-2017 to 26-Aug-2017)

Bartels Rotation 2510 – Daily Averages
Leakage Current – M2A – Ground Side
(30-Jul-2017 thru 25-Aug-2017) (211/2017 thru 237/2017)




Bartels Rotation 2510 – Daily Averages
Leakage Current – M2A – High Voltage Side
(30-Jul-2017 thru 25-Aug-2017) (211/2017 thru 237/2017)




Aug 1 6 11 16 21 26
time (30-Jul-2017 to 26-Aug-2017)

Bartels Rotation 2510 – Daily Averages
Leakage Current – M1B – Ground Side
(30-Jul-2017 thru 25-Aug-2017) (211/2017 thru 237/2017)




Aug 1 6 11 16 21 26
time (30-Jul-2017 to 26-Aug-2017)

Bartels Rotation 2510 – Daily Averages
Leakage Current – M1B – High Voltage Side
(30-Jul-2017 thru 25-Aug-2017) (211/2017 thru 237/2017)




Aug 1 6 11 16 21 26
time (30-Jul-2017 to 26-Aug-2017)

Bartels Rotation 2510 – Daily Averages
Leakage Current – M2B – Ground Side
(30-Jul-2017 thru 25-Aug-2017) (211/2017 thru 237/2017)



Aug 1 6 11 16 21 26
time (30-Jul-2017 to 26-Aug-2017)

Bartels Rotation 2510 – Daily Averages
Leakage Current – M2B – High Voltage Side
(30-Jul-2017 thru 25-Aug-2017) (211/2017 thru 237/2017)



Aug 1 6 11 16 21 26
time (30-Jul-2017 to 26-Aug-2017)