



Bartels Rotation 2500–2513 – Daily Averages  
Leakage Current – M1A – Ground Side  
(02–Nov–2016 thru 14–Nov–2017) (307/2016 thru 318/2017)




Jan Apr Jul Oct  
time (02–Nov–2016 to 15–Nov–2017)

Bartels Rotation 2500–2513 – Daily Averages  
Leakage Current – M1A – High Voltage Side  
(02–Nov–2016 thru 14–Nov–2017) (307/2016 thru 318/2017)




Jan Apr Jul Oct  
time (02–Nov–2016 to 15–Nov–2017)

Bartels Rotation 2500–2513 – Daily Averages  
Leakage Current – M2A – Ground Side  
(02–Nov–2016 thru 14–Nov–2017) (307/2016 thru 318/2017)




Jan Apr Jul Oct  
time (02–Nov–2016 to 15–Nov–2017)

Bartels Rotation 2500–2513 – Daily Averages  
Leakage Current – M2A – High Voltage Side  
(02–Nov–2016 thru 14–Nov–2017) (307/2016 thru 318/2017)




Jan Apr Jul Oct  
time (02–Nov–2016 to 15–Nov–2017)

Bartels Rotation 2500–2513 – Daily Averages  
Leakage Current – M1B – Ground Side  
(02–Nov–2016 thru 14–Nov–2017) (307/2016 thru 318/2017)




Jan Apr Jul Oct  
time (02–Nov–2016 to 15–Nov–2017)

Bartels Rotation 2500–2513 – Daily Averages  
Leakage Current – M1B – High Voltage Side  
(02–Nov–2016 thru 14–Nov–2017) (307/2016 thru 318/2017)




Jan Apr Jul Oct  
time (02–Nov–2016 to 15–Nov–2017)

Bartels Rotation 2500–2513 – Daily Averages  
Leakage Current – M2B – Ground Side  
(02–Nov–2016 thru 14–Nov–2017) (307/2016 thru 318/2017)



Jan Apr Jul Oct  
time (02–Nov–2016 to 15–Nov–2017)

Bartels Rotation 2500–2513 – Daily Averages  
Leakage Current – M2B – High Voltage Side  
(02–Nov–2016 thru 14–Nov–2017) (307/2016 thru 318/2017)



Jan Apr Jul Oct  
time (02–Nov–2016 to 15–Nov–2017)