



Bartels Rotation 2514 – Daily Averages  
Leakage Current – M1A – Ground Side  
(15–Nov–2017 thru 11–Dec–2017) (319/2017 thru 345/2017)




16 21 26 Dec 1 6 11  
time (15–Nov–2017 to 12–Dec–2017)

Bartels Rotation 2514 – Daily Averages  
Leakage Current – M1A – High Voltage Side  
(15–Nov–2017 thru 11–Dec–2017) (319/2017 thru 345/2017)




16 21 26 Dec 1 6 11  
time (15–Nov–2017 to 12–Dec–2017)

Bartels Rotation 2514 – Daily Averages  
Leakage Current – M2A – Ground Side  
(15–Nov–2017 thru 11–Dec–2017) (319/2017 thru 345/2017)




Bartels Rotation 2514 – Daily Averages  
Leakage Current – M2A – High Voltage Side  
(15–Nov–2017 thru 11–Dec–2017) (319/2017 thru 345/2017)




16 21 26 Dec 1 6 11  
time (15–Nov–2017 to 12–Dec–2017)

Bartels Rotation 2514 – Daily Averages  
Leakage Current – M1B – Ground Side  
(15–Nov–2017 thru 11–Dec–2017) (319/2017 thru 345/2017)




Bartels Rotation 2514 – Daily Averages  
Leakage Current – M1B – High Voltage Side  
(15–Nov–2017 thru 11–Dec–2017) (319/2017 thru 345/2017)



16 21 26 Dec 1 6 11  
time (15–Nov–2017 to 12–Dec–2017)

Bartels Rotation 2514 – Daily Averages  
Leakage Current – M2B – Ground Side  
(15–Nov–2017 thru 11–Dec–2017) (319/2017 thru 345/2017)



16 21 26 Dec 1 6 11  
time (15–Nov–2017 to 12–Dec–2017)

Bartels Rotation 2514 – Daily Averages  
Leakage Current – M2B – High Voltage Side  
(15–Nov–2017 thru 11–Dec–2017) (319/2017 thru 345/2017)

