



Bartels Rotation 2515 – Daily Averages
Leakage Current – M1A – Ground Side
(12-Dec-2017 thru 07-Jan-2018) (346/2017 thru 007/2018)




16 21 26 Jan 1 6
time (12-Dec-2017 to 08-Jan-2018)

Bartels Rotation 2515 – Daily Averages
Leakage Current – M1A – High Voltage Side
(12-Dec-2017 thru 07-Jan-2018) (346/2017 thru 007/2018)




16 21 26 Jan 1 6
time (12-Dec-2017 to 08-Jan-2018)

Bartels Rotation 2515 – Daily Averages
Leakage Current – M2A – Ground Side
(12-Dec-2017 thru 07-Jan-2018) (346/2017 thru 007/2018)




Bartels Rotation 2515 – Daily Averages
Leakage Current – M2A – High Voltage Side
(12-Dec-2017 thru 07-Jan-2018) (346/2017 thru 007/2018)




16 21 26 Jan 1 6
time (12-Dec-2017 to 08-Jan-2018)

Bartels Rotation 2515 – Daily Averages
Leakage Current – M1B – Ground Side
(12-Dec-2017 thru 07-Jan-2018) (346/2017 thru 007/2018)




16 21 26 Jan 1 6
time (12-Dec-2017 to 08-Jan-2018)

Bartels Rotation 2515 – Daily Averages
Leakage Current – M1B – High Voltage Side
(12-Dec-2017 thru 07-Jan-2018) (346/2017 thru 007/2018)




16 21 26 Jan 1 6
time (12-Dec-2017 to 08-Jan-2018)

Bartels Rotation 2515 – Daily Averages
Leakage Current – M2B – Ground Side
(12-Dec-2017 thru 07-Jan-2018) (346/2017 thru 007/2018)



Bartels Rotation 2515 – Daily Averages
Leakage Current – M2B – High Voltage Side
(12-Dec-2017 thru 07-Jan-2018) (346/2017 thru 007/2018)



16 21 26 Jan 1 6
time (12-Dec-2017 to 08-Jan-2018)