



Bartels Rotation 2516 – Daily Averages
 Leakage Current – M1A – Ground Side
 (08-Jan-2018 thru 03-Feb-2018) (008/2018 thru 034/2018)




11 16 21 26 Feb 1
 time (08-Jan-2018 to 04-Feb-2018)

Bartels Rotation 2516 – Daily Averages
 Leakage Current – M1A – High Voltage Side
 (08-Jan-2018 thru 03-Feb-2018) (008/2018 thru 034/2018)




11 16 21 26 Feb 1
 time (08-Jan-2018 to 04-Feb-2018)

Bartels Rotation 2516 – Daily Averages
Leakage Current – M2A – Ground Side
(08-Jan-2018 thru 03-Feb-2018) (008/2018 thru 034/2018)




11 16 21 26 Feb 1
time (08-Jan-2018 to 04-Feb-2018)

Bartels Rotation 2516 – Daily Averages
 Leakage Current – M2A – High Voltage Side
 (08-Jan-2018 thru 03-Feb-2018) (008/2018 thru 034/2018)




11 16 21 26 Feb 1
 time (08-Jan-2018 to 04-Feb-2018)

Bartels Rotation 2516 – Daily Averages
Leakage Current – M1B – Ground Side
(08-Jan-2018 thru 03-Feb-2018) (008/2018 thru 034/2018)



11 16 21 26 Feb 1
time (08-Jan-2018 to 04-Feb-2018)


Bartels Rotation 2516 – Daily Averages
 Leakage Current – M1B – High Voltage Side
 (08-Jan-2018 thru 03-Feb-2018) (008/2018 thru 034/2018)



11 16 21 26 Feb 1


time (08-Jan-2018 to 04-Feb-2018)

Bartels Rotation 2516 – Daily Averages
 Leakage Current – M2B – Ground Side
 (08-Jan-2018 thru 03-Feb-2018) (008/2018 thru 034/2018)



11 16 21 26 Feb 1
 time (08-Jan-2018 to 04-Feb-2018)

Bartels Rotation 2516 – Daily Averages
 Leakage Current – M2B – High Voltage Side
 (08-Jan-2018 thru 03-Feb-2018) (008/2018 thru 034/2018)



11 16 21 26 Feb 1
 time (08-Jan-2018 to 04-Feb-2018)