



Bartels Rotation 2517 – Daily Averages  
Leakage Current – M1A – Ground Side  
(04-Feb-2018 thru 02-Mar-2018) (035/2018 thru 061/2018)




Bartels Rotation 2517 – Daily Averages  
Leakage Current – M1A – High Voltage Side  
(04-Feb-2018 thru 02-Mar-2018) (035/2018 thru 061/2018)




6 11 16 21 26 Mar 1  
time (04-Feb-2018 to 03-Mar-2018)


Bartels Rotation 2517 – Daily Averages  
Leakage Current – M2A – Ground Side  
(04-Feb-2018 thru 02-Mar-2018) (035/2018 thru 061/2018)




Bartels Rotation 2517 – Daily Averages  
Leakage Current – M2A – High Voltage Side  
(04-Feb-2018 thru 02-Mar-2018) (035/2018 thru 061/2018)




Bartels Rotation 2517 – Daily Averages  
Leakage Current – M1B – Ground Side  
(04-Feb-2018 thru 02-Mar-2018) (035/2018 thru 061/2018)



Bartels Rotation 2517 – Daily Averages  
Leakage Current – M1B – High Voltage Side  
(04-Feb-2018 thru 02-Mar-2018) (035/2018 thru 061/2018)




Bartels Rotation 2517 – Daily Averages  
Leakage Current – M2B – Ground Side  
(04-Feb-2018 thru 02-Mar-2018) (035/2018 thru 061/2018)



6 11 16 21 26 Mar 1  
time (04-Feb-2018 to 03-Mar-2018)

Bartels Rotation 2517 – Daily Averages  
Leakage Current – M2B – High Voltage Side  
(04-Feb-2018 thru 02-Mar-2018) (035/2018 thru 061/2018)



6 11 16 21 26 Mar 1  
time (04-Feb-2018 to 03-Mar-2018)