



Bartels Rotation 2519 – Daily Averages
Leakage Current – M1A – Ground Side
(30–Mar–2018 thru 25–Apr–2018) (089/2018 thru 115/2018)



Apr 1 6 11 16 21 26
time (30–Mar–2018 to 26–Apr–2018)


Bartels Rotation 2519 – Daily Averages
 Leakage Current – M1A – High Voltage Side
 (30-Mar-2018 thru 25-Apr-2018) (089/2018 thru 115/2018)



Apr 1 6 11 16 21 26


time (30-Mar-2018 to 26-Apr-2018)

Bartels Rotation 2519 – Daily Averages Leakage Current – M2A – Ground Side (30-Mar-2018 thru 25-Apr-2018) (089/2018 thru 115/2018)




time (30-Mar-2018 to 26-Apr-2018)

Bartels Rotation 2519 – Daily Averages
 Leakage Current – M2A – High Voltage Side
 (30-Mar-2018 thru 25-Apr-2018) (089/2018 thru 115/2018)




Apr 1 6 11 16 21 26
 time (30-Mar-2018 to 26-Apr-2018)

Bartels Rotation 2519 – Daily Averages
 Leakage Current – M1B – Ground Side
 (30-Mar-2018 thru 25-Apr-2018) (089/2018 thru 115/2018)




Apr 1 6 11 16 21 26
 time (30-Mar-2018 to 26-Apr-2018)

Bartels Rotation 2519 – Daily Averages
Leakage Current – M1B – High Voltage Side
(30-Mar-2018 thru 25-Apr-2018) (089/2018 thru 115/2018)




Apr 1 6 11 16 21 26
time (30-Mar-2018 to 26-Apr-2018)

Bartels Rotation 2519 – Daily Averages
Leakage Current – M2B – Ground Side
(30-Mar-2018 thru 25-Apr-2018) (089/2018 thru 115/2018)



Apr 1 6 11 16 21 26
time (30-Mar-2018 to 26-Apr-2018)

Bartels Rotation 2519 – Daily Averages
 Leakage Current – M2B – High Voltage Side
 (30–Mar–2018 thru 25–Apr–2018) (089/2018 thru 115/2018)



Apr 1 6 11 16 21 26
 time (30–Mar–2018 to 26–Apr–2018)