



Bartels Rotation 2510-2523 – Daily Averages
Leakage Current – M1A – Ground Side
(30-Jul-2017 thru 11-Aug-2018) (211/2017 thru 223/2018)




time (30-Jul-2017 to 12-Aug-2018)

Bartels Rotation 2510-2523 – Daily Averages
Leakage Current – M1A – High Voltage Side
(30-Jul-2017 thru 11-Aug-2018) (211/2017 thru 223/2018)




Oct Jan Apr Jul
time (30-Jul-2017 to 12-Aug-2018)

Bartels Rotation 2510-2523 – Daily Averages
Leakage Current – M2A – Ground Side
(30-Jul-2017 thru 11-Aug-2018) (211/2017 thru 223/2018)




Oct Jan Apr Jul
time (30-Jul-2017 to 12-Aug-2018)

Bartels Rotation 2510–2523 – Daily Averages
Leakage Current – M2A – High Voltage Side
(30-Jul-2017 thru 11-Aug-2018) (211/2017 thru 223/2018)



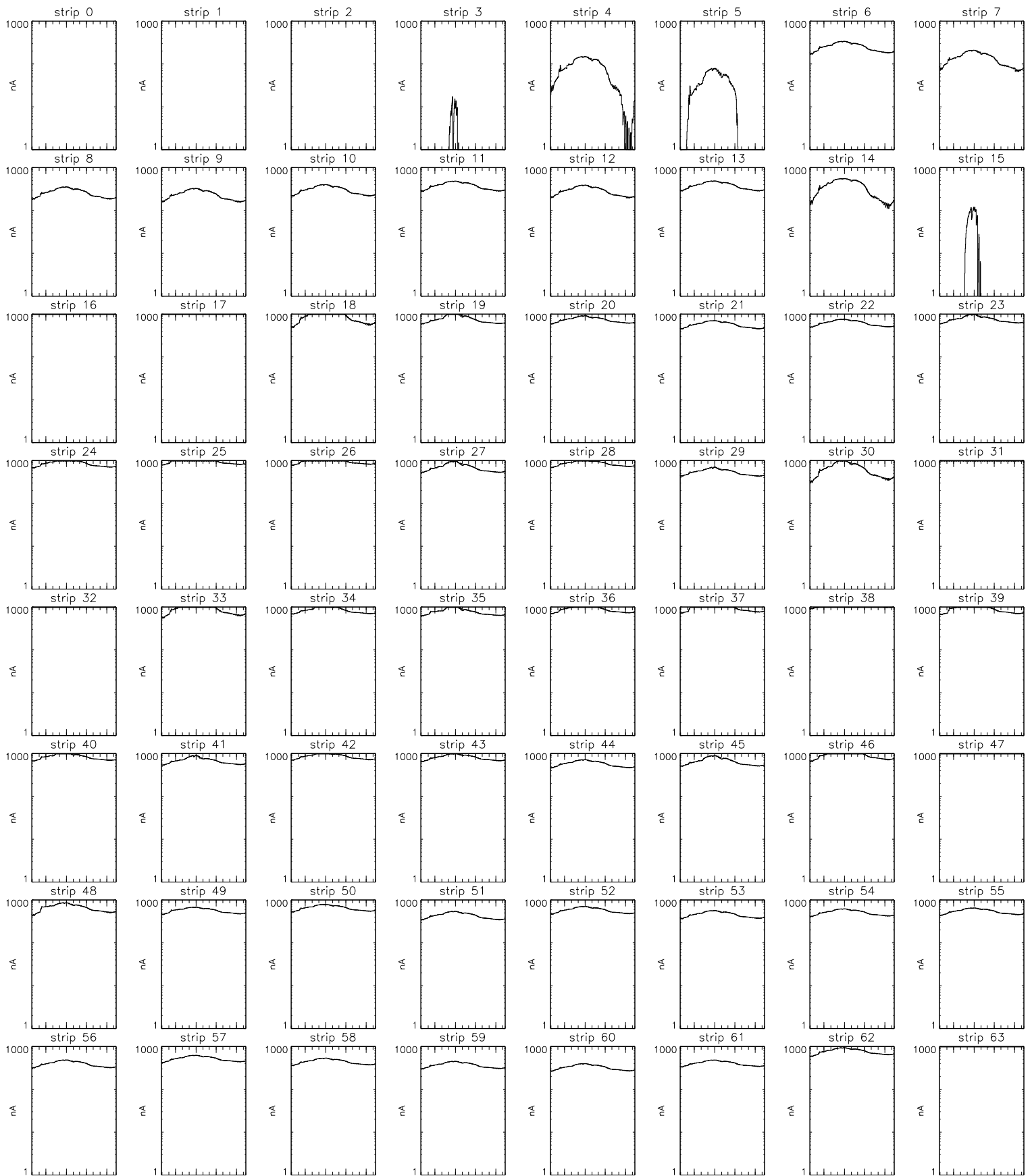
Oct Jan Apr Jul
time (30-Jul-2017 to 12-Aug-2018)

Bartels Rotation 2510–2523 – Daily Averages
Leakage Current – M1B – Ground Side
(30–Jul–2017 thru 11–Aug–2018) (211/2017 thru 223/2018)




time (30–Jul–2017 to 12–Aug–2018)

Bartels Rotation 2510-2523 – Daily Averages
Leakage Current – M1B – High Voltage Side
(30-Jul-2017 thru 11-Aug-2018) (211/2017 thru 223/2018)




Oct Jan Apr Jul
time (30-Jul-2017 to 12-Aug-2018)

Bartels Rotation 2510–2523 – Daily Averages
Leakage Current – M2B – Ground Side
(30–Jul–2017 thru 11–Aug–2018) (211/2017 thru 223/2018)



Oct Jan Apr Jul
time (30–Jul–2017 to 12–Aug–2018)

Bartels Rotation 2510–2523 – Daily Averages
Leakage Current – M2B – High Voltage Side
(30–Jul–2017 thru 11–Aug–2018) (211/2017 thru 223/2018)



Oct Jan Apr Jul
time (30–Jul–2017 to 12–Aug–2018)