



Bartels Rotation 2523 – Daily Averages  
Leakage Current – M1A – Ground Side  
(16-Jul-2018 thru 11-Aug-2018) (197/2018 thru 223/2018)




16 21 26 Aug 1 6 11  
time (16-Jul-2018 to 12-Aug-2018)

Bartels Rotation 2523 – Daily Averages  
Leakage Current – M1A – High Voltage Side  
(16-Jul-2018 thru 11-Aug-2018) (197/2018 thru 223/2018)




16 21 26 Aug 1 6 11  
time (16-Jul-2018 to 12-Aug-2018)

Bartels Rotation 2523 – Daily Averages  
Leakage Current – M2A – Ground Side  
(16-Jul-2018 thru 11-Aug-2018) (197/2018 thru 223/2018)




16 21 26 Aug 1 6 11  
time (16-Jul-2018 to 12-Aug-2018)

Bartels Rotation 2523 – Daily Averages  
Leakage Current – M2A – High Voltage Side  
(16-Jul-2018 thru 11-Aug-2018) (197/2018 thru 223/2018)




16 21 26 Aug 1 6 11  
time (16-Jul-2018 to 12-Aug-2018)

Bartels Rotation 2523 – Daily Averages  
Leakage Current – M1B – Ground Side  
(16-Jul-2018 thru 11-Aug-2018) (197/2018 thru 223/2018)




16 21 26 Aug 1 6 11  
time (16-Jul-2018 to 12-Aug-2018)

Bartels Rotation 2523 – Daily Averages  
Leakage Current – M1B – High Voltage Side  
(16-Jul-2018 thru 11-Aug-2018) (197/2018 thru 223/2018)




16 21 26 Aug 1 6 11  
time (16-Jul-2018 to 12-Aug-2018)

Bartels Rotation 2523 – Daily Averages  
Leakage Current – M2B – Ground Side  
(16-Jul-2018 thru 11-Aug-2018) (197/2018 thru 223/2018)



16 21 26 Aug 1 6 11  
time (16-Jul-2018 to 12-Aug-2018)

Bartels Rotation 2523 – Daily Averages  
Leakage Current – M2B – High Voltage Side  
(16-Jul-2018 thru 11-Aug-2018) (197/2018 thru 223/2018)



16 21 26 Aug 1 6 11  
time (16-Jul-2018 to 12-Aug-2018)