



Bartels Rotation 2524 – Daily Averages
Leakage Current – M1A – Ground Side
(12-Aug-2018 thru 07-Sep-2018) (224/2018 thru 250/2018)




Bartels Rotation 2524 – Daily Averages
Leakage Current – M1A – High Voltage Side
(12-Aug-2018 thru 07-Sep-2018) (224/2018 thru 250/2018)




16 21 26 Sep 1 6
time (12-Aug-2018 to 08-Sep-2018)

Bartels Rotation 2524 – Daily Averages
Leakage Current – M2A – Ground Side
(12-Aug-2018 thru 07-Sep-2018) (224/2018 thru 250/2018)




Bartels Rotation 2524 – Daily Averages
Leakage Current – M2A – High Voltage Side
(12-Aug-2018 thru 07-Sep-2018) (224/2018 thru 250/2018)




time (12-Aug-2018 to 08-Sep-2018)

Bartels Rotation 2524 – Daily Averages
Leakage Current – M1B – Ground Side
(12-Aug-2018 thru 07-Sep-2018) (224/2018 thru 250/2018)




16 21 26 Sep 1 6
time (12-Aug-2018 to 08-Sep-2018)

Bartels Rotation 2524 – Daily Averages
Leakage Current – M1B – High Voltage Side
(12-Aug-2018 thru 07-Sep-2018) (224/2018 thru 250/2018)



16 21 26 Sep 1 6
time (12-Aug-2018 to 08-Sep-2018)

Bartels Rotation 2524 – Daily Averages
Leakage Current – M2B – Ground Side
(12-Aug-2018 thru 07-Sep-2018) (224/2018 thru 250/2018)



16 21 26 Sep 1 6
time (12-Aug-2018 to 08-Sep-2018)

Bartels Rotation 2524 – Daily Averages
Leakage Current – M2B – High Voltage Side
(12-Aug-2018 thru 07-Sep-2018) (224/2018 thru 250/2018)

