



Bartels Rotation 2525 – Daily Averages
Leakage Current – M1A – Ground Side
(08-Sep-2018 thru 04-Oct-2018) (251/2018 thru 277/2018)




11 16 21 26 Oct 1
time (08-Sep-2018 to 05-Oct-2018)

Bartels Rotation 2525 – Daily Averages
Leakage Current – M1A – High Voltage Side
(08-Sep-2018 thru 04-Oct-2018) (251/2018 thru 277/2018)




11 16 21 26 Oct 1
time (08-Sep-2018 to 05-Oct-2018)

Bartels Rotation 2525 – Daily Averages
Leakage Current – M2A – Ground Side
(08-Sep-2018 thru 04-Oct-2018) (251/2018 thru 277/2018)




11 16 21 26 Oct 1
time (08-Sep-2018 to 05-Oct-2018)

Bartels Rotation 2525 – Daily Averages
Leakage Current – M2A – High Voltage Side
(08-Sep-2018 thru 04-Oct-2018) (251/2018 thru 277/2018)




11 16 21 26 Oct 1
time (08-Sep-2018 to 05-Oct-2018)

Bartels Rotation 2525 – Daily Averages
Leakage Current – M1B – Ground Side
(08-Sep-2018 thru 04-Oct-2018) (251/2018 thru 277/2018)




11 16 21 26 Oct 1
time (08-Sep-2018 to 05-Oct-2018)

Bartels Rotation 2525 – Daily Averages
 Leakage Current – M1B – High Voltage Side
 (08-Sep-2018 thru 04-Oct-2018) (251/2018 thru 277/2018)



11 16 21 26 Oct 1
 time (08-Sep-2018 to 05-Oct-2018)


Bartels Rotation 2525 – Daily Averages
Leakage Current – M2B – Ground Side
(08-Sep-2018 thru 04-Oct-2018) (251/2018 thru 277/2018)



11 16 21 26 Oct 1

time (08-Sep-2018 to 05-Oct-2018)

Bartels Rotation 2525 – Daily Averages
Leakage Current – M2B – High Voltage Side
(08-Sep-2018 thru 04-Oct-2018) (251/2018 thru 277/2018)



11 16 21 26 Oct 1
time (08-Sep-2018 to 05-Oct-2018)