



Bartels Rotation 2527 – Daily Averages
Leakage Current – M1A – Ground Side
(01–Nov–2018 thru 27–Nov–2018) (305/2018 thru 331/2018)




Nov 1 6 11 16 21 26
time (01–Nov–2018 to 28–Nov–2018)

Bartels Rotation 2527 – Daily Averages
Leakage Current – M1A – High Voltage Side
(01–Nov–2018 thru 27–Nov–2018) (305/2018 thru 331/2018)



Nov 1 6 11 16 21 26 28
time (01–Nov–2018 to 28–Nov–2018)


Bartels Rotation 2527 – Daily Averages
Leakage Current – M2A – Ground Side
(01–Nov–2018 thru 27–Nov–2018) (305/2018 thru 331/2018)



Nov 1 6 11 16 21 26


time (01–Nov–2018 to 28–Nov–2018)

Bartels Rotation 2527 – Daily Averages
Leakage Current – M2A – High Voltage Side
(01–Nov–2018 thru 27–Nov–2018) (305/2018 thru 331/2018)




Nov 1 6 11 16 21 26 27
time (01–Nov–2018 to 28–Nov–2018)

Bartels Rotation 2527 – Daily Averages
Leakage Current – M1B – Ground Side
(01–Nov–2018 thru 27–Nov–2018) (305/2018 thru 331/2018)




Nov 1 6 11 16 21 26
time (01–Nov–2018 to 28–Nov–2018)

Bartels Rotation 2527 – Daily Averages
 Leakage Current – M1B – High Voltage Side
 (01–Nov–2018 thru 27–Nov–2018) (305/2018 thru 331/2018)



Nov 1 6 11 16 21 26
 time (01–Nov–2018 to 28–Nov–2018)

Bartels Rotation 2527 – Daily Averages
Leakage Current – M2B – Ground Side
(01–Nov–2018 thru 27–Nov–2018) (305/2018 thru 331/2018)



Nov 1 6 11 16 21 26
time (01–Nov–2018 to 28–Nov–2018)

