



Bartels Rotation 2516-2529 – Daily Averages  
Leakage Current – M1A – Ground Side  
(08-Jan-2018 thru 20-Jan-2019) (008/2018 thru 020/2019)




Apr Jul Oct Jan  
time (08-Jan-2018 to 21-Jan-2019)

Bartels Rotation 2516-2529 - Daily Averages  
Leakage Current - M1A - High Voltage Side  
(08-Jan-2018 thru 20-Jan-2019) (008/2018 thru 020/2019)




Apr Jul Oct Jan  
time (08-Jan-2018 to 21-Jan-2019)

Bartels Rotation 2516-2529 – Daily Averages  
Leakage Current – M2A – Ground Side  
(08-Jan-2018 thru 20-Jan-2019) (008/2018 thru 020/2019)



Apr Jul Oct Jan  
time (08-Jan-2018 to 21-Jan-2019)

Bartels Rotation 2516-2529 - Daily Averages  
Leakage Current - M2A - High Voltage Side  
(08-Jan-2018 thru 20-Jan-2019) (008/2018 thru 020/2019)



Apr


Jul

Oct

Jan

time (08-Jan-2018 to 21-Jan-2019)

Bartels Rotation 2516-2529 – Daily Averages  
Leakage Current – M1B – Ground Side  
(08-Jan-2018 thru 20-Jan-2019) (008/2018 thru 020/2019)




Apr Jul Oct Jan  
time (08-Jan-2018 to 21-Jan-2019)

Bartels Rotation 2516-2529 - Daily Averages  
Leakage Current - M1B - High Voltage Side  
(08-Jan-2018 thru 20-Jan-2019) (008/2018 thru 020/2019)




Apr Jul Oct Jan  
time (08-Jan-2018 to 21-Jan-2019)

Bartels Rotation 2516–2529 – Daily Averages  
Leakage Current – M2B – Ground Side  
(08-Jan-2018 thru 20-Jan-2019) (008/2018 thru 020/2019)



Apr Jul Oct Jan  
time (08-Jan-2018 to 21-Jan-2019)

Bartels Rotation 2516-2529 – Daily Averages  
Leakage Current – M2B – High Voltage Side  
(08-Jan-2018 thru 20-Jan-2019) (008/2018 thru 020/2019)



Apr Jul Oct Jan  
time (08-Jan-2018 to 21-Jan-2019)