


Bartels Rotation 2520-2533 – Daily Averages
Leakage Current – M1A – Ground Side
(26-Apr-2018 thru 08-May-2019) (116/2018 thru 128/2019)



Jul


Oct

Jan

Apr

time (26-Apr-2018 to 09-May-2019)

Bartels Rotation 2520-2533 - Daily Averages
Leakage Current - M1A - High Voltage Side
(26-Apr-2018 thru 08-May-2019) (116/2018 thru 128/2019)



Jul


Oct

Jan

Apr


time (26-Apr-2018 to 09-May-2019)

Bartels Rotation 2520-2533 - Daily Averages
Leakage Current - M2A - Ground Side
(26-Apr-2018 thru 08-May-2019) (116/2018 thru 128/2019)



Jul Oct Jan Apr
time (26-Apr-2018 to 09-May-2019)

Bartels Rotation 2520-2533 - Daily Averages
Leakage Current - M2A - High Voltage Side
(26-Apr-2018 thru 08-May-2019) (116/2018 thru 128/2019)



Jul


Oct

Jan

Apr


time (26-Apr-2018 to 09-May-2019)

Bartels Rotation 2520-2533 - Daily Averages
Leakage Current - M1B - Ground Side
(26-Apr-2018 thru 08-May-2019) (116/2018 thru 128/2019)



Jul Oct Jan Apr
time (26-Apr-2018 to 09-May-2019)

Bartels Rotation 2520–2533 – Daily Averages
Leakage Current – M1B – High Voltage Side
(26–Apr–2018 thru 08–May–2019) (116/2018 thru 128/2019)



Jul


Oct

Jan

Apr


time (26–Apr–2018 to 09–May–2019)

Bartels Rotation 2520-2533 – Daily Averages
Leakage Current – M2B – Ground Side
(26-Apr-2018 thru 08-May-2019) (116/2018 thru 128/2019)



Jul Oct Jan Apr
time (26-Apr-2018 to 09-May-2019)

Bartels Rotation 2520–2533 – Daily Averages
Leakage Current – M2B – High Voltage Side
(26–Apr–2018 thru 08–May–2019) (116/2018 thru 128/2019)



Jul

Oct

Jan

Apr

time (26–Apr–2018 to 09–May–2019)