




Bartels Rotation 2536 – Daily Averages  
Leakage Current – M1A – Ground Side  
(02-Jul-2019 thru 28-Jul-2019) (183/2019 thru 209/2019)




Bartels Rotation 2536 – Daily Averages  
Leakage Current – M1A – High Voltage Side  
(02-Jul-2019 thru 28-Jul-2019) (183/2019 thru 209/2019)




Bartels Rotation 2536 – Daily Averages  
Leakage Current – M2A – Ground Side  
(02-Jul-2019 thru 28-Jul-2019) (183/2019 thru 209/2019)




Bartels Rotation 2536 – Daily Averages  
Leakage Current – M2A – High Voltage Side  
(02-Jul-2019 thru 28-Jul-2019) (183/2019 thru 209/2019)




Bartels Rotation 2536 – Daily Averages  
Leakage Current – M1B – Ground Side  
(02-Jul-2019 thru 28-Jul-2019) (183/2019 thru 209/2019)



Bartels Rotation 2536 – Daily Averages  
Leakage Current – M1B – High Voltage Side  
(02-Jul-2019 thru 28-Jul-2019) (183/2019 thru 209/2019)



Bartels Rotation 2536 – Daily Averages  
Leakage Current – M2B – Ground Side  
(02-Jul-2019 thru 28-Jul-2019) (183/2019 thru 209/2019)



Bartels Rotation 2536 – Daily Averages  
Leakage Current – M2B – High Voltage Side  
(02-Jul-2019 thru 28-Jul-2019) (183/2019 thru 209/2019)

