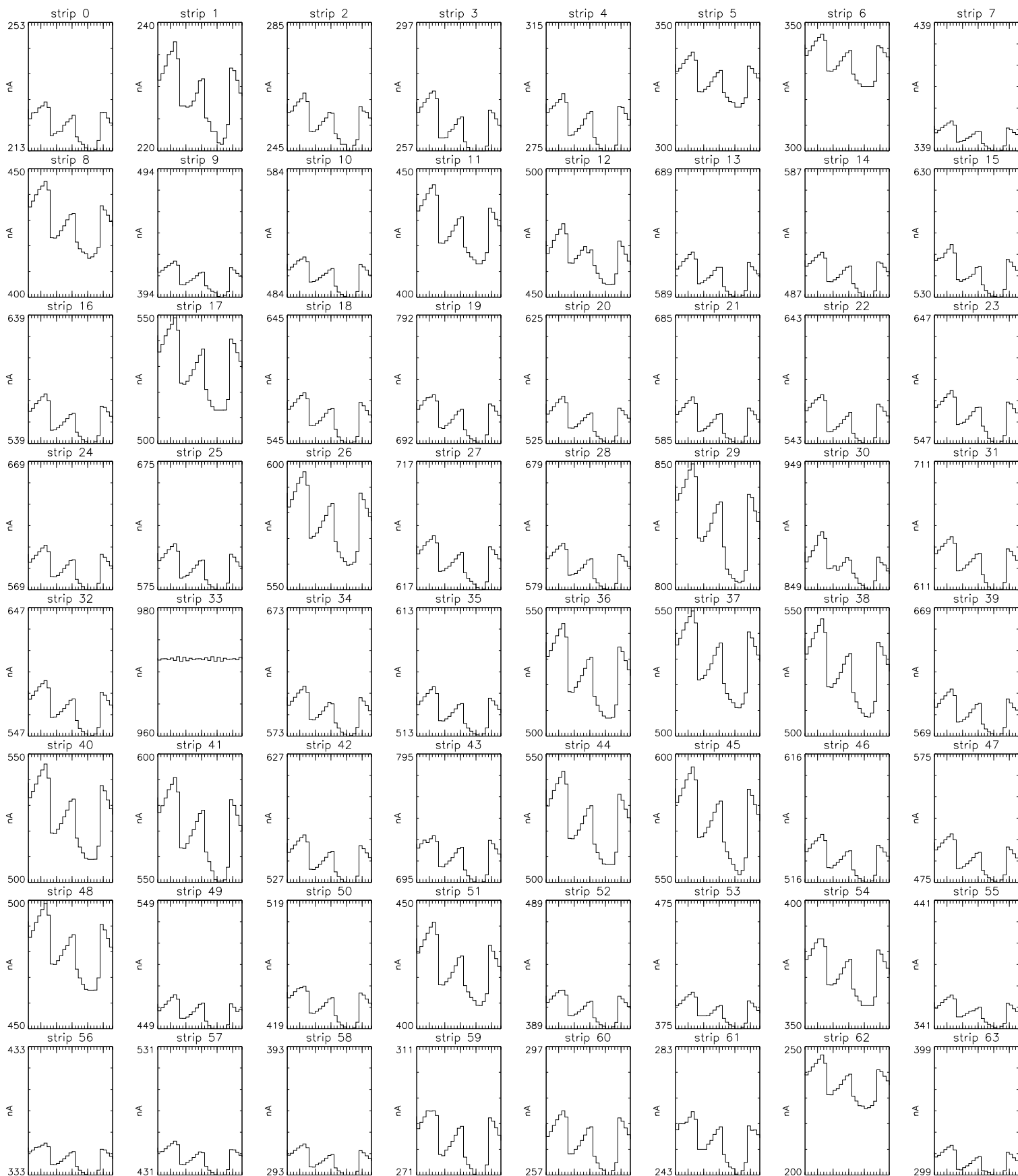



Bartels Rotation 2536 – Daily Averages
Leakage Current – M1A – Ground Side
(02-Jul-2019 thru 28-Jul-2019) (183/2019 thru 209/2019)




Bartels Rotation 2536 – Daily Averages
Leakage Current – M1A – High Voltage Side
(02-Jul-2019 thru 28-Jul-2019) (183/2019 thru 209/2019)




6 11 16 21 26
time (02-Jul-2019 to 29-Jul-2019)

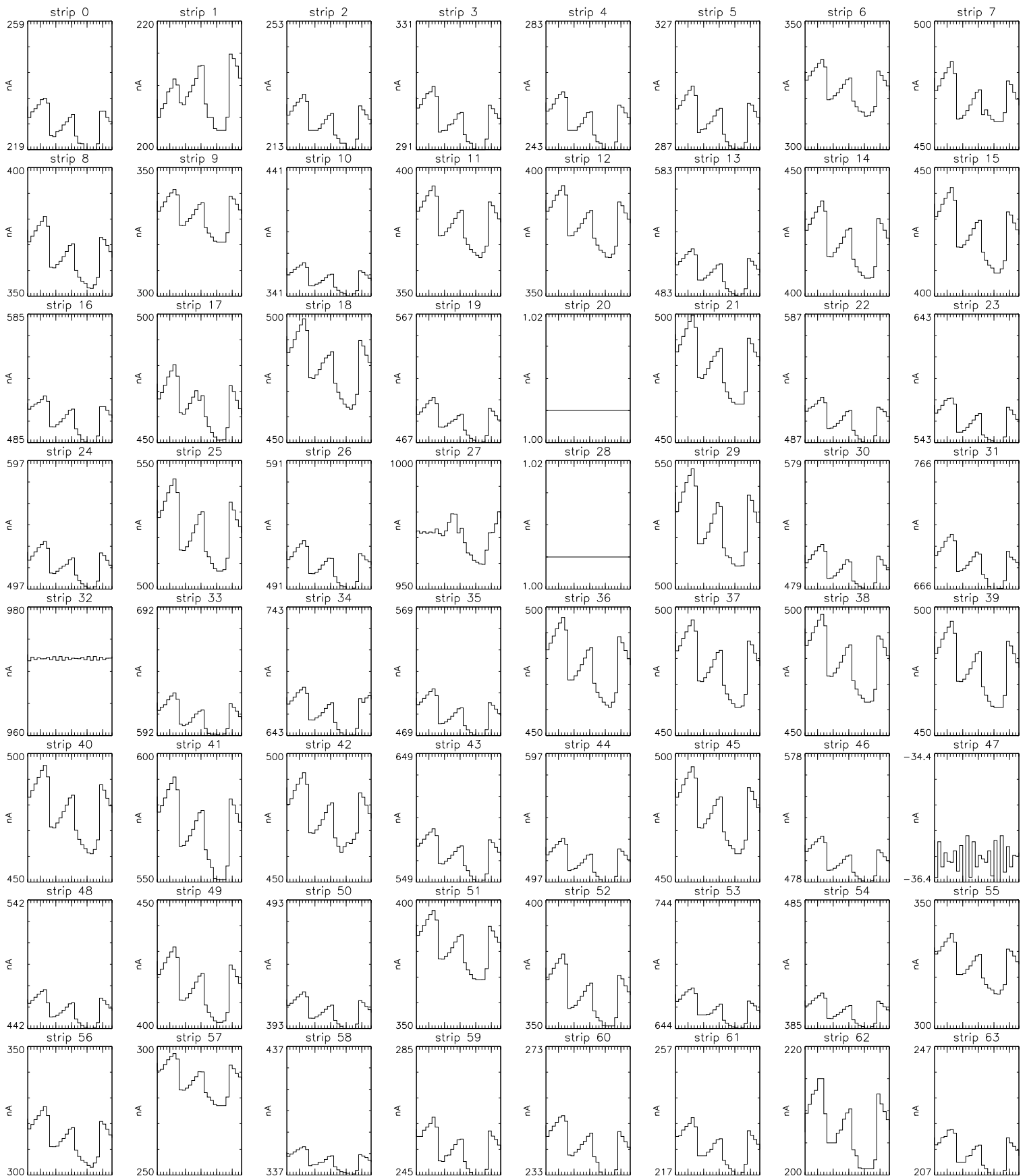
Bartels Rotation 2536 – Daily Averages
Leakage Current – M2A – Ground Side
(02-Jul-2019 thru 28-Jul-2019) (183/2019 thru 209/2019)



Bartels Rotation 2536 – Daily Averages
 Leakage Current – M2A – High Voltage Side
 (02-Jul-2019 thru 28-Jul-2019) (183/2019 thru 209/2019)




Bartels Rotation 2536 – Daily Averages
Leakage Current – M1B – Ground Side
(02-Jul-2019 thru 28-Jul-2019) (183/2019 thru 209/2019)




6 11 16 21 26 28
time (02-Jul-2019 to 29-Jul-2019)

Bartels Rotation 2536 – Daily Averages
 Leakage Current – M1B – High Voltage Side
 (02-Jul-2019 thru 28-Jul-2019) (183/2019 thru 209/2019)



6 11 16 21 26 29
 time (02-Jul-2019 to 29-Jul-2019)

Bartels Rotation 2536 – Daily Averages
Leakage Current – M2B – Ground Side
(02-Jul-2019 thru 28-Jul-2019) (183/2019 thru 209/2019)



6 11 16 21 26 30
time (02-Jul-2019 to 29-Jul-2019)

Bartels Rotation 2536 – Daily Averages
Leakage Current – M2B – High Voltage Side
(02-Jul-2019 thru 28-Jul-2019) (183/2019 thru 209/2019)

