


Bartels Rotation 2528-2541 – Daily Averages
Leakage Current – M1A – Ground Side
(28-Nov-2018 thru 10-Dec-2019) (332/2018 thru 344/2019)



Jan


Apr

Jul

Oct

time (28-Nov-2018 to 11-Dec-2019)

Bartels Rotation 2528-2541 – Daily Averages
Leakage Current – M1A – High Voltage Side
(28-Nov-2018 thru 10-Dec-2019) (332/2018 thru 344/2019)



Jan


Apr

Jul

Oct

time (28-Nov-2018 to 11-Dec-2019)

Bartels Rotation 2528-2541 - Daily Averages
Leakage Current - M2A - Ground Side
(28-Nov-2018 thru 10-Dec-2019) (332/2018 thru 344/2019)



Jan


Apr

Jul

Oct

time (28-Nov-2018 to 11-Dec-2019)

Bartels Rotation 2528-2541 - Daily Averages
Leakage Current - M2A - High Voltage Side
(28-Nov-2018 thru 10-Dec-2019) (332/2018 thru 344/2019)



Jan


Apr

Jul

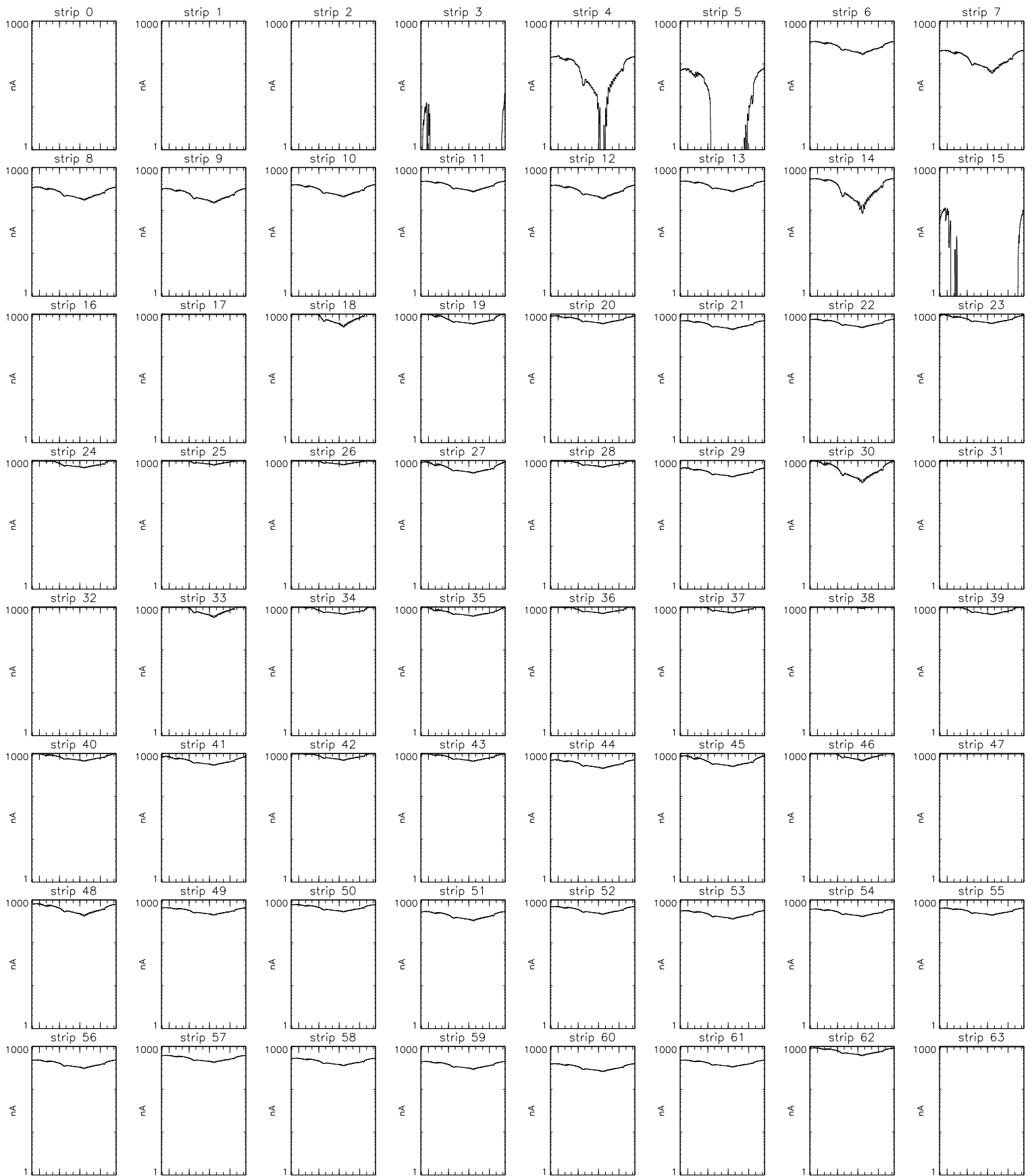
Oct

time (28-Nov-2018 to 11-Dec-2019)

Bartels Rotation 2528–2541 – Daily Averages
Leakage Current – M1B – Ground Side
(28–Nov–2018 thru 10–Dec–2019) (332/2018 thru 344/2019)



Bartels Rotation 2528-2541 – Daily Averages
Leakage Current – M1B – High Voltage Side
(28-Nov-2018 thru 10-Dec-2019) (332/2018 thru 344/2019)



Jan


Apr

Jul

Oct

time (28-Nov-2018 to 11-Dec-2019)

Bartels Rotation 2528-2541 – Daily Averages
Leakage Current – M2B – Ground Side
(28-Nov-2018 thru 10-Dec-2019) (332/2018 thru 344/2019)



Jan


Apr

Jul

Oct

time (28-Nov-2018 to 11-Dec-2019)

Bartels Rotation 2528-2541 - Daily Averages
Leakage Current - M2B - High Voltage Side
(28-Nov-2018 thru 10-Dec-2019) (332/2018 thru 344/2019)



Jan

Apr

Jul

Oct

time (28-Nov-2018 to 11-Dec-2019)