



Bartels Rotation 2551 – Daily Averages
Leakage Current – M1A – Ground Side
(10-Aug-2020 thru 05-Sep-2020) (223/2020 thru 249/2020)




11 16 21 26 Sep 1 6
time (10-Aug-2020 to 06-Sep-2020)

Bartels Rotation 2551 – Daily Averages
Leakage Current – M1A – High Voltage Side
(10-Aug-2020 thru 05-Sep-2020) (223/2020 thru 249/2020)




11 16 21 26 Sep 1 6
time (10-Aug-2020 to 06-Sep-2020)

Bartels Rotation 2551 – Daily Averages
Leakage Current – M2A – Ground Side
(10-Aug-2020 thru 05-Sep-2020) (223/2020 thru 249/2020)




11 16 21 26 Sep 1 6
time (10-Aug-2020 to 06-Sep-2020)

Bartels Rotation 2551 – Daily Averages
Leakage Current – M2A – High Voltage Side
(10-Aug-2020 thru 05-Sep-2020) (223/2020 thru 249/2020)




11 16 21 26 Sep 1 6
time (10-Aug-2020 to 06-Sep-2020)

Bartels Rotation 2551 – Daily Averages
Leakage Current – M1B – Ground Side
(10-Aug-2020 thru 05-Sep-2020) (223/2020 thru 249/2020)




11 16 21 26 Sep 1 6
time (10-Aug-2020 to 06-Sep-2020)

Bartels Rotation 2551 – Daily Averages
Leakage Current – M1B – High Voltage Side
(10-Aug-2020 thru 05-Sep-2020) (223/2020 thru 249/2020)




11 16 21 26 Sep 1 6
time (10-Aug-2020 to 06-Sep-2020)

Bartels Rotation 2551 – Daily Averages
Leakage Current – M2B – Ground Side
(10-Aug-2020 thru 05-Sep-2020) (223/2020 thru 249/2020)



11 16 21 26 Sep 1 6
time (10-Aug-2020 to 06-Sep-2020)

Bartels Rotation 2551 – Daily Averages
Leakage Current – M2B – High Voltage Side
(10-Aug-2020 thru 05-Sep-2020) (223/2020 thru 249/2020)



11 16 21 26 Sep 1 6
time (10-Aug-2020 to 06-Sep-2020)