


Bartels Rotation 2540-2553 – Daily Averages  
Leakage Current – M1A – Ground Side  
(18-Oct-2019 thru 29-Oct-2020) (291/2019 thru 303/2020)



Jan


Apr

Jul

Oct

time (18-Oct-2019 to 30-Oct-2020)

Bartels Rotation 2540-2553 – Daily Averages  
Leakage Current – M1A – High Voltage Side  
(18-Oct-2019 thru 29-Oct-2020) (291/2019 thru 303/2020)



Jan


Apr

Jul

Oct


time (18-Oct-2019 to 30-Oct-2020)

Bartels Rotation 2540-2553 – Daily Averages  
Leakage Current – M2A – Ground Side  
(18-Oct-2019 thru 29-Oct-2020) (291/2019 thru 303/2020)




Jan Apr Jul Oct  
time (18-Oct-2019 to 30-Oct-2020)

Bartels Rotation 2540-2553 - Daily Averages  
Leakage Current - M2A - High Voltage Side  
(18-Oct-2019 thru 29-Oct-2020) (291/2019 thru 303/2020)



Jan Apr Jul Oct  
time (18-Oct-2019 to 30-Oct-2020)

Bartels Rotation 2540-2553 – Daily Averages  
Leakage Current – M1B – Ground Side  
(18-Oct-2019 thru 29-Oct-2020) (291/2019 thru 303/2020)



Jan

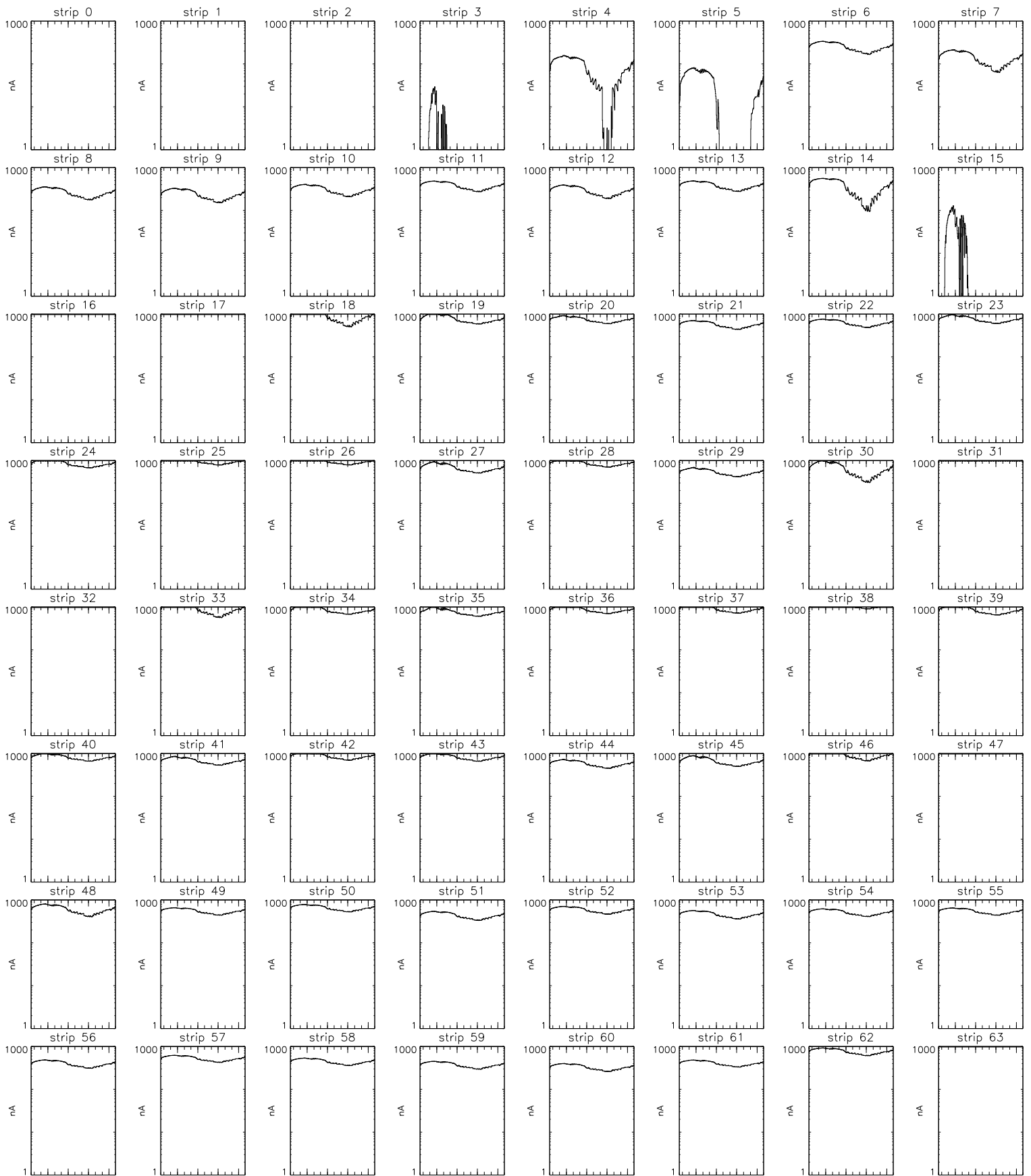
Apr

Jul

Oct

time (18-Oct-2019 to 30-Oct-2020)

Bartels Rotation 2540-2553 - Daily Averages  
Leakage Current - M1B - High Voltage Side  
(18-Oct-2019 thru 29-Oct-2020) (291/2019 thru 303/2020)



Jan


Apr

Jul

Oct


time (18-Oct-2019 to 30-Oct-2020)

Bartels Rotation 2540-2553 – Daily Averages  
Leakage Current – M2B – Ground Side  
(18-Oct-2019 thru 29-Oct-2020) (291/2019 thru 303/2020)



Jan Apr Jul Oct  
time (18-Oct-2019 to 30-Oct-2020)

Bartels Rotation 2540–2553 – Daily Averages  
Leakage Current – M2B – High Voltage Side  
(18–Oct–2019 thru 29–Oct–2020) (291/2019 thru 303/2020)



Jan

Apr

Jul

Oct

time (18–Oct–2019 to 30–Oct–2020)