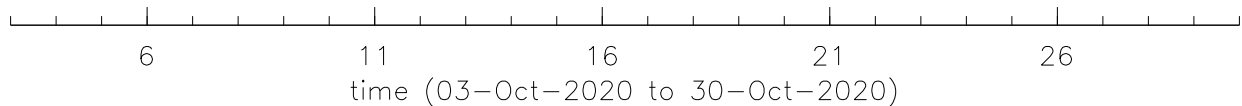




Bartels Rotation 2553 – Daily Averages
Leakage Current – M1A – Ground Side
(03-Oct-2020 thru 29-Oct-2020) (277/2020 thru 303/2020)

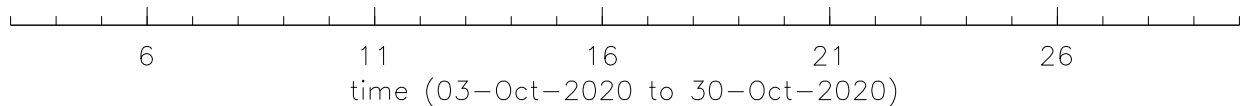



Bartels Rotation 2553 – Daily Averages
Leakage Current – M1A – High Voltage Side
(03-Oct-2020 thru 29-Oct-2020) (277/2020 thru 303/2020)

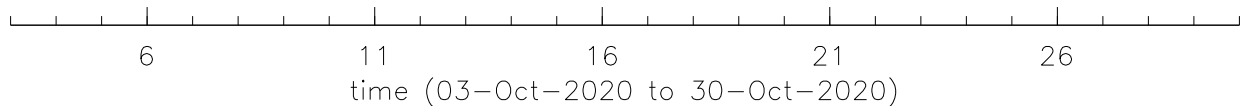



6 11 16 21 26
time (03-Oct-2020 to 30-Oct-2020)


Bartels Rotation 2553 – Daily Averages
Leakage Current – M2A – Ground Side
(03-Oct-2020 thru 29-Oct-2020) (277/2020 thru 303/2020)



Bartels Rotation 2553 – Daily Averages
Leakage Current – M2A – High Voltage Side
(03-Oct-2020 thru 29-Oct-2020) (277/2020 thru 303/2020)




Bartels Rotation 2553 – Daily Averages
Leakage Current – M1B – Ground Side
(03-Oct-2020 thru 29-Oct-2020) (277/2020 thru 303/2020)




6 11 16 21 26
time (03-Oct-2020 to 30-Oct-2020)

Bartels Rotation 2553 – Daily Averages
Leakage Current – M1B – High Voltage Side
(03-Oct-2020 thru 29-Oct-2020) (277/2020 thru 303/2020)



6 11 16 21 26
time (03-Oct-2020 to 30-Oct-2020)

Bartels Rotation 2553 – Daily Averages
Leakage Current – M2B – Ground Side
(03-Oct-2020 thru 29-Oct-2020) (277/2020 thru 303/2020)



6 11 16 21 26 22
time (03-Oct-2020 to 30-Oct-2020)

Bartels Rotation 2553 – Daily Averages
Leakage Current – M2B – High Voltage Side
(03-Oct-2020 thru 29-Oct-2020) (277/2020 thru 303/2020)

