



Bartels Rotation 2541-2554 - Daily Averages
Leakage Current - M1A - Ground Side
(14-Nov-2019 thru 25-Nov-2020) (318/2019 thru 330/2020)




Jan Apr Jul Oct
time (14-Nov-2019 to 26-Nov-2020)

Bartels Rotation 2541-2554 - Daily Averages
Leakage Current - M1A - High Voltage Side
(14-Nov-2019 thru 25-Nov-2020) (318/2019 thru 330/2020)




Jan Apr Jul Oct
time (14-Nov-2019 to 26-Nov-2020)

Bartels Rotation 2541-2554 – Daily Averages
Leakage Current – M2A – Ground Side
(14-Nov-2019 thru 25-Nov-2020) (318/2019 thru 330/2020)




Jan Apr Jul Oct
time (14-Nov-2019 to 26-Nov-2020)

Bartels Rotation 2541-2554 - Daily Averages
Leakage Current - M2A - High Voltage Side
(14-Nov-2019 thru 25-Nov-2020) (318/2019 thru 330/2020)



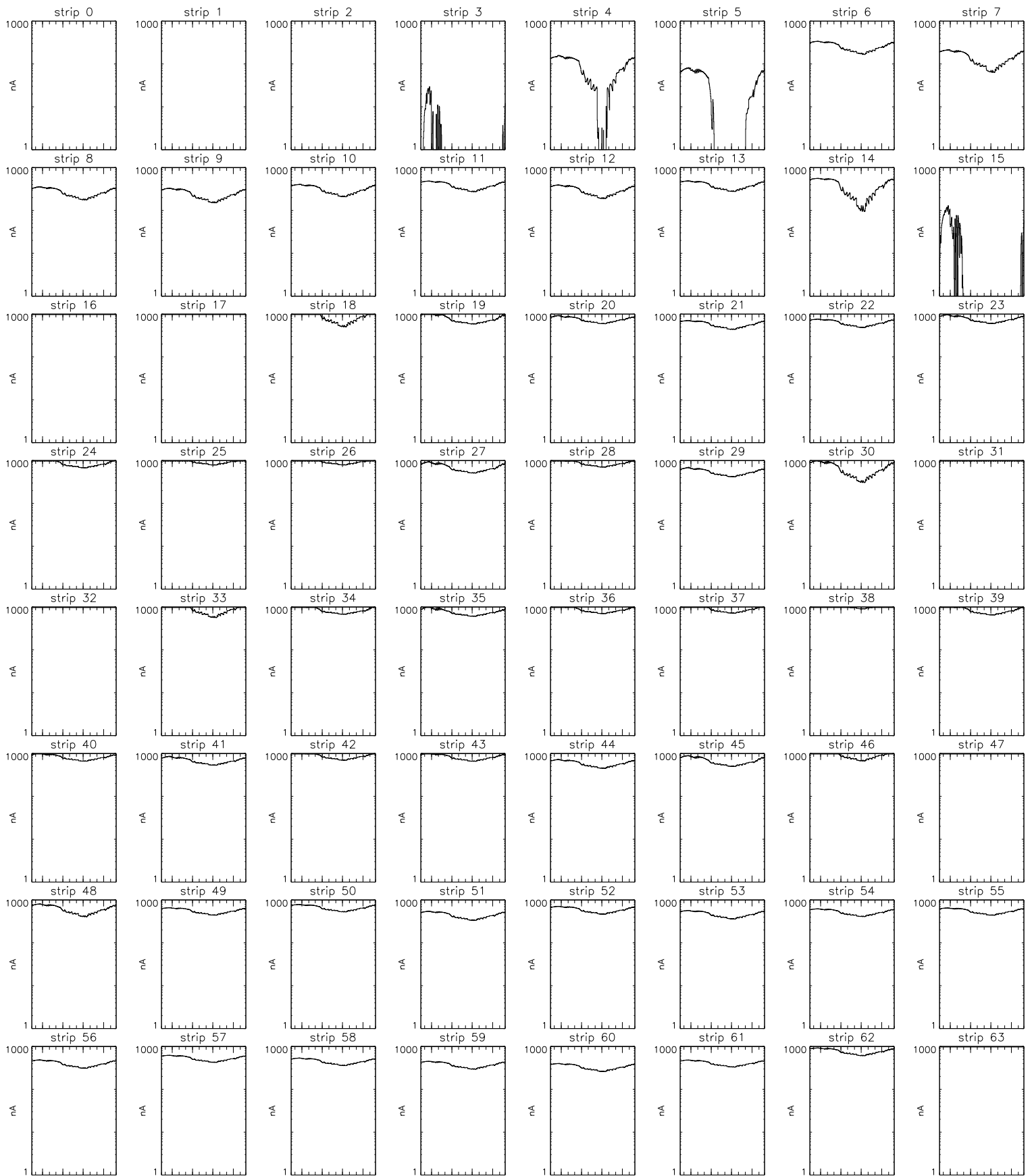
Jan Apr Jul Oct
time (14-Nov-2019 to 26-Nov-2020)

Bartels Rotation 2541-2554 – Daily Averages
Leakage Current – M1B – Ground Side
(14-Nov-2019 thru 25-Nov-2020) (318/2019 thru 330/2020)




Jan Apr Jul Oct
time (14-Nov-2019 to 26-Nov-2020)

Bartels Rotation 2541-2554 – Daily Averages
Leakage Current – M1B – High Voltage Side
(14–Nov–2019 thru 25–Nov–2020) (318/2019 thru 330/2020)




Jan Apr Jul Oct
time (14–Nov–2019 to 26–Nov–2020)

Bartels Rotation 2541-2554 – Daily Averages
Leakage Current – M2B – Ground Side
(14-Nov-2019 thru 25-Nov-2020) (318/2019 thru 330/2020)



Jan Apr Jul Oct
time (14-Nov-2019 to 26-Nov-2020)

Bartels Rotation 2541-2554 – Daily Averages
Leakage Current – M2B – High Voltage Side
(14-Nov-2019 thru 25-Nov-2020) (318/2019 thru 330/2020)



Jan Apr Jul Oct
time (14-Nov-2019 to 26-Nov-2020)