



Bartels Rotation 2560 – Daily Averages  
Leakage Current – M1A – Ground Side  
(10-Apr-2021 thru 06-May-2021) (100/2021 thru 126/2021)




Bartels Rotation 2560 – Daily Averages  
Leakage Current – M1A – High Voltage Side  
(10-Apr-2021 thru 06-May-2021) (100/2021 thru 126/2021)




11 16 21 26 May 1 6  
time (10-Apr-2021 to 07-May-2021)

Bartels Rotation 2560 – Daily Averages  
Leakage Current – M2A – Ground Side  
(10-Apr-2021 thru 06-May-2021) (100/2021 thru 126/2021)




11 16 21 26 May 1 6  
time (10-Apr-2021 to 07-May-2021)

Bartels Rotation 2560 – Daily Averages  
Leakage Current – M2A – High Voltage Side  
(10-Apr-2021 thru 06-May-2021) (100/2021 thru 126/2021)




Bartels Rotation 2560 – Daily Averages  
Leakage Current – M1B – Ground Side  
(10-Apr-2021 thru 06-May-2021) (100/2021 thru 126/2021)




11 16 21 26 May 1 6  
time (10-Apr-2021 to 07-May-2021)

Bartels Rotation 2560 – Daily Averages  
Leakage Current – M1B – High Voltage Side  
(10-Apr-2021 thru 06-May-2021) (100/2021 thru 126/2021)



11 16 21 26 May 1 6  
time (10-Apr-2021 to 07-May-2021)

Bartels Rotation 2560 – Daily Averages  
Leakage Current – M2B – Ground Side  
(10-Apr-2021 thru 06-May-2021) (100/2021 thru 126/2021)



11 16 21 26 May 1 6  
time (10-Apr-2021 to 07-May-2021)

Bartels Rotation 2560 – Daily Averages  
Leakage Current – M2B – High Voltage Side  
(10-Apr-2021 thru 06-May-2021) (100/2021 thru 126/2021)

